

835 目录 (835 INDEX)

01.1.1	底盘总成(适用835机型)	CHASSIS ASSEMBLY (APPLY TO 835 TYPE)	1
02.1.1	回转平台(适用835机型)	SLEWING PLATFORM (APPLY TO 835 TYPE)	5
03.1.1	推土装置(适用835机型)	DOZER EQUIPMENT (APPLY TO 835 TYPE).....	11
04.1.1	工作装置1(适用835机型)	WORKING EQUIPMENT 1 (APPLY TO 835 TYPE).....	13
04.2.1	工作装置2(适用835机型)	WORKING EQUIPMENT 2 (APPLY TO 835 TYPE).....	15
04.3.1	工作装置3(适用835机型)	WORKING EQUIPMENT 3 (APPLY TO 835 TYPE).....	17
04.4.1	工作装置4(适用835机型)	WORKING EQUIPMENT 4 (APPLY TO 835 TYPE).....	19
04.5.1	工作装置5(适用835机型)	WORKING EQUIPMENT 5 (APPLY TO 835 TYPE).....	21
05.1.1	平台部分液压系统1(适用835机型)	HYDRAULIC SYSTEM FOR PLATFORM 1 (APPLY TO 835 TYPE).....	23
05.2.1	平台部分液压系统2(适用835机型)	HYDRAULIC SYSTEM FOR PLATFORM 2 (APPLY TO 835 TYPE).....	25
05.3.1	平台部分液压系统3(适用835机型)	HYDRAULIC SYSTEM FOR PLATFORM 3 (APPLY TO 835 TYPE).....	27
05.4.1	平台部分液压系统4(适用835机型)	HYDRAULIC SYSTEM FOR PLATFORM 4 (APPLY TO 835 TYPE).....	29
05.5.1	平台部分液压系统5(适用835机型)	HYDRAULIC SYSTEM FOR PLATFORM 5 (APPLY TO 835 TYPE).....	31
05.6.1	平台部分液压系统6(适用835机型)	HYDRAULIC SYSTEM FOR PLATFORM 6 (APPLY TO 835 TYPE).....	33
05.7.1	平台部分液压系统7(适用835机型)	HYDRAULIC SYSTEM FOR PLATFORM 7 (APPLY TO 835 TYPE).....	35
05.8.1	平台部分液压系统8(适用835机型)	HYDRAULIC SYSTEM FOR PLATFORM 8 (APPLY TO 835 TYPE).....	37
05.9.1	平台部分液压系统9(适用835机型)	HYDRAULIC SYSTEM FOR PLATFORM 9 (APPLY TO 835 TYPE).....	39
05.10.1	平台部分液压系统10(适用835机型)	HYDRAULIC SYSTEM FOR PLATFORM 10 (APPLY TO 835 TYPE).....	41
05.11.1	平台部分液压系统11(适用835机型)	HYDRAULIC SYSTEM FOR PLATFORM 11 (APPLY TO 835 TYPE).....	43
75.1.1	底盘部分液压系统1(适用835机型)	HYDRAULIC SYSTEM FOR CHASSIS 1 (APPLY TO 835 TYPE)	45
75.2.1	底盘部分液压系统2(适用835机型)	HYDRAULIC SYSTEM FOR CHASSIS 2 (APPLY TO 835 TYPE)	47
85.1.1	先导部分液压系统1(适用835机型)	HYDRAULIC SYSTEM FOR PILOT PART 1 (APPLY TO 835 TYPE).....	49
85.2.1	先导部分液压系统2(适用835机型)	HYDRAULIC SYSTEM FOR PILOT PART 2 (APPLY TO 835 TYPE).....	53
85.3.1	先导部分液压系统3(适用835机型)	HYDRAULIC SYSTEM FOR PILOT PART 3 (APPLY TO 835 TYPE).....	55
95.1.1	工作装置的液压系统1(适用835机型)	HYDRAULIC SYSTEM FOR WORKING EQUIPMENT 1 (APPLY TO 835 TYPE)	59
95.2.1	工作装置的液压系统2(适用835机型)	HYDRAULIC SYSTEM FOR WORKING EQUIPMENT 2 (APPLY TO 835 TYPE).....	63

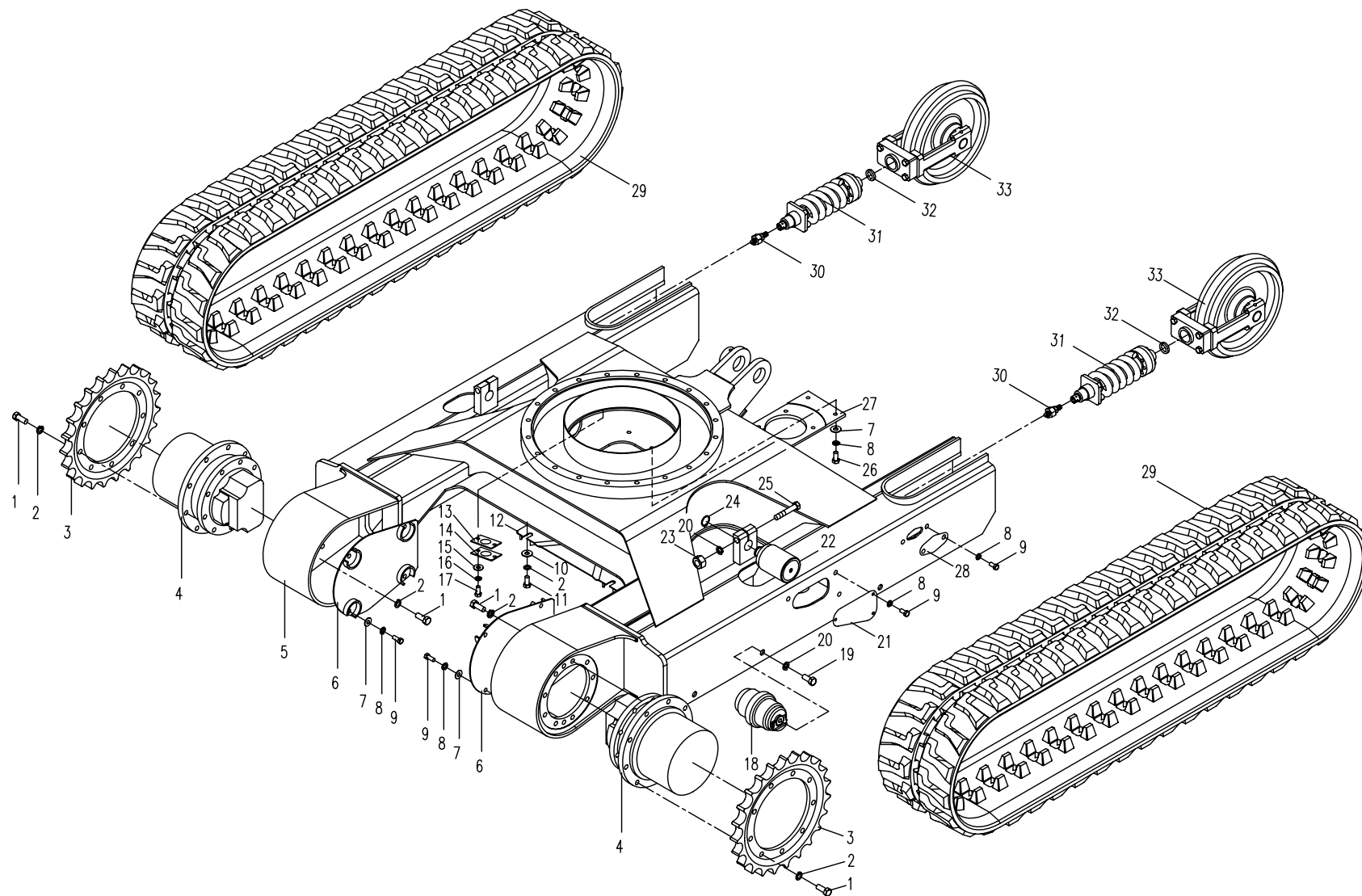
835 目录 (835 INDEX)

06.1.1	操纵机构 (适用835机型)	CONTROL FRAMEWORK (APPLY TO 835 TYPE)	65
06.2.1	行走操纵 (适用835机型)	HOOF FRAMEWORK (APPLY TO 835 TYPE).....	71
07.1.1	驾驶室组件1 (适用835机型)	CAB SUBASSEMBLY 1 (APPLY TO 835 TYPE).....	73
07.2.1	驾驶室组件2 (适用835机型)	CAB SUBASSEMBLY 2 (APPLY TO 835 TYPE).....	75
07.3.1	驾驶室组件3 (适用835机型)	CAB SUBASSEMBLY 3 (APPLY TO 835 TYPE).....	77
07.4.1	驾驶室组件4 (适用835机型)	CAB SUBASSEMBLY 4 (APPLY TO 835 TYPE).....	79
08.1.1	空调系统 1 (适用835机型)	AIR-CONDITION SYSTEM 1 (APPLY TO 835 TYPE).....	81
08.2.1	空调系统 2 (适用835机型)	AIR-CONDITION SYSTEM 2 (APPLY TO 835 TYPE).....	83
09.1.1	罩框组件 (适用835机型)	COVER FRAME MODULE (APPLY TO 835 TYPE).....	85
10.1.1	发动机罩 (适用835机型)	ENGINE HOOD (APPLY TO 835 TYPE).....	89
11.1.1	回转支承 (适用835机型)	SLEWING SUPPORT (APPLY TO 835 TYPE).....	91
12.1.1	冷却系统 (适用835机型)	COOLING SYSTEM (APPLY TO 835 TYPE)	93
12.2.1	进气系统 (适用835机型)	AIR INLET SYSTEM (APPLY TO 835 TYPE)	97
12.3.1	排气系统 (适用835机型)	EXHAUST SYSTEM (APPLY TO 835 TYPE).....	99
12.4.1	动力输出系统 (适用835机型)	POWER OUTPUT SYSTEM (APPLY TO 835 TYPE)	101
12.5.1	支承 (适用835机型)	SUPPORT (APPLY TO 835 TYPE).....	103
12.6.1	油门操纵系统 (适用835机型)	THROTTLE CONTROL SYSTEM (APPLY TO 835 TYPE).....	105
12.7.1	燃油系统 (适用835机型)	FUEL SUPPLY SYSTEM (APPLY TO 835 TYPE).....	107
13.1.1	电气系统 电气总装 I (适用835机型)	ELECTRICAL SYSTEM ELECTRICAL ASSEMBLY I (APPLY TO 835 TYPE).....	109
13.2.1	电气系统 电气总装 II (适用835机型)	ELECTRICAL SYSTEM ELECTRICAL ASSEMBLY II (APPLY TO 835 TYPE)	111
13.3.1	电气系统 开关总成 (适用835机型)	ELECTRICAL SYSTEM SWITCH ASSEMBLY (APPLY TO 835 TYPE)	113
13.4.1	电气系统 继电器安装总成 I (适用835机型)	ELECTRICAL SYSTEM RELAY ASSEMBLY I (APPLY TO 835 TYPE)	115
13.5.1	电气系统 继电器安装总成 II (适用835机型)	ELECTRICAL SYSTEM RELAY ASSEMBLY II (APPLY TO 835 TYPE)	117
13.6.1	电气系统 电池安装组 (适用835机型)	ELECTRICAL SYSTEM BATTERY ASSEMBLY (APPLY TO 835 TYPE)	119
13.7.1	电气系统 线束及接线图 (适用835机型)	ELECTRICAL SYSTEM CONNECTION DRAWING (APPLY TO 835 TYPE)	121

01.1.1 底盘总成 (适用835机型) CHASSIS ASSEMBLY (APPLY TO 835 TYPE)

序号 No.	数量 Quantity	代号 Code	名称 Description		备注 Remark
1	40	GB/T 5783A	螺栓M12×30	Bolt M12×30	12.9-氧化
2	44	GB/T 93	弹簧垫圈12	Spring washer 12	Zn.D
3	2	828-0100001	驱动轮	Driving wheel	
4	2		行走马达	Traveling motor	液压部分
5	1	835-0101000	车架总成	Chassis assembly	
6	2	828-0108000	行走马达盖板	Traveling motor's cover plate	
7	12	GB/T 97.1	垫圈10	Washer 10	Zn.D
8	18	GB/T 93	弹簧垫圈10	Spring washer 10	Zn.D
9	12	GB/T 5783A	螺栓M10×20	Bolt M10×20	8.8-Zn.D
10	4	GB/T 96	垫圈12	Washer 12	Zn.D
11	4	GB/T 5783A	螺栓M12×25	Bolt M12×25	8.8-Zn.D
12	1	828-0107000	底座盖板	Chassis cover plate	
13	1	825-0100002	密封垫	Cover	
14	1	825-0100003	油塞盖	Cover	
15	2	GB/T 97.1	垫圈8	Washer 8	Zn.D
16	2	GB/T 93	垫圈8	Spring washer 8	Zn.D
17	2	GB/T 5783A	螺栓M8X16	Bolt M8×16	8.8-Zn.D
18	6	820-0104000	支重轮总成	Idler assembly	
19	12	GB/T 5783A	螺栓M14×30	Bolt M14×30	10.9-氧化
20	18	GB/T 93	弹簧垫圈14	Spring washer 14	Zn.D
21	2	820-0100004	侧盖板	Side cover plate	
22	2	820-0103000	托轮总成	Upper roller assembly	
23	2	GB/T 6170	螺母M14	Nut M14	8-Zn.D
24	2	GB/T 894.1	挡圈30	Block ring 30	Zn.D
25	2	GB/T 5784	螺栓M14×90	Bolt M14×90	8.8-氧化
26	4	GB/T 5783A	螺栓M10×30	Bolt M10×30	8.8-Zn.D
27	1	828-0100002	托板	Splint	
28	2	820-0109000	侧盖板	Side cover plate	

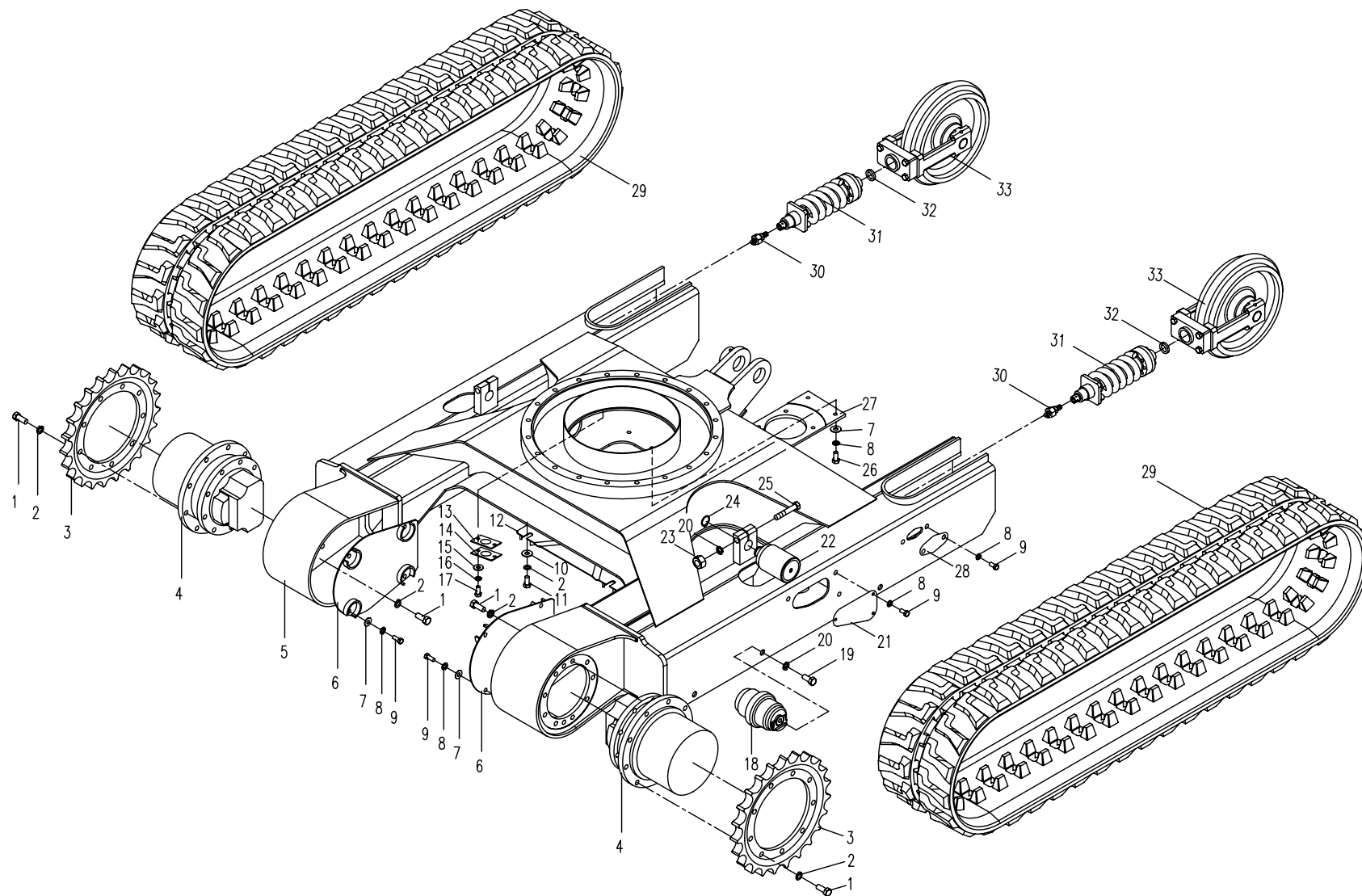
01.1.1 底盘总成 (适用835机型) CHASSIS ASSEMBLY (APPLY TO 835 TYPE)



01.1.1 底盘总成 (适用835机型) CHASSIS ASSEMBLY (APPLY TO 835 TYPE)

序号 No.	数量 Quantity	代号 Code	名称 Description		备注 Remark
29	2	820-0106000	橡胶履带	Rubber pedrail	300 × 82 × 55FS
	2	820-0116000	钢履带	Steel pedrail	300 × 43 × 101.6 , 选装
30	2	820-0102210	单向阀总成	Check valve assembly	
31	2	820-0102200	张紧装置	Tension equipment	
32	1	820-0102230	密封组件	Sealed ring assembly	
33	2	820-0102100	导向轮总成	Front idler assembly	

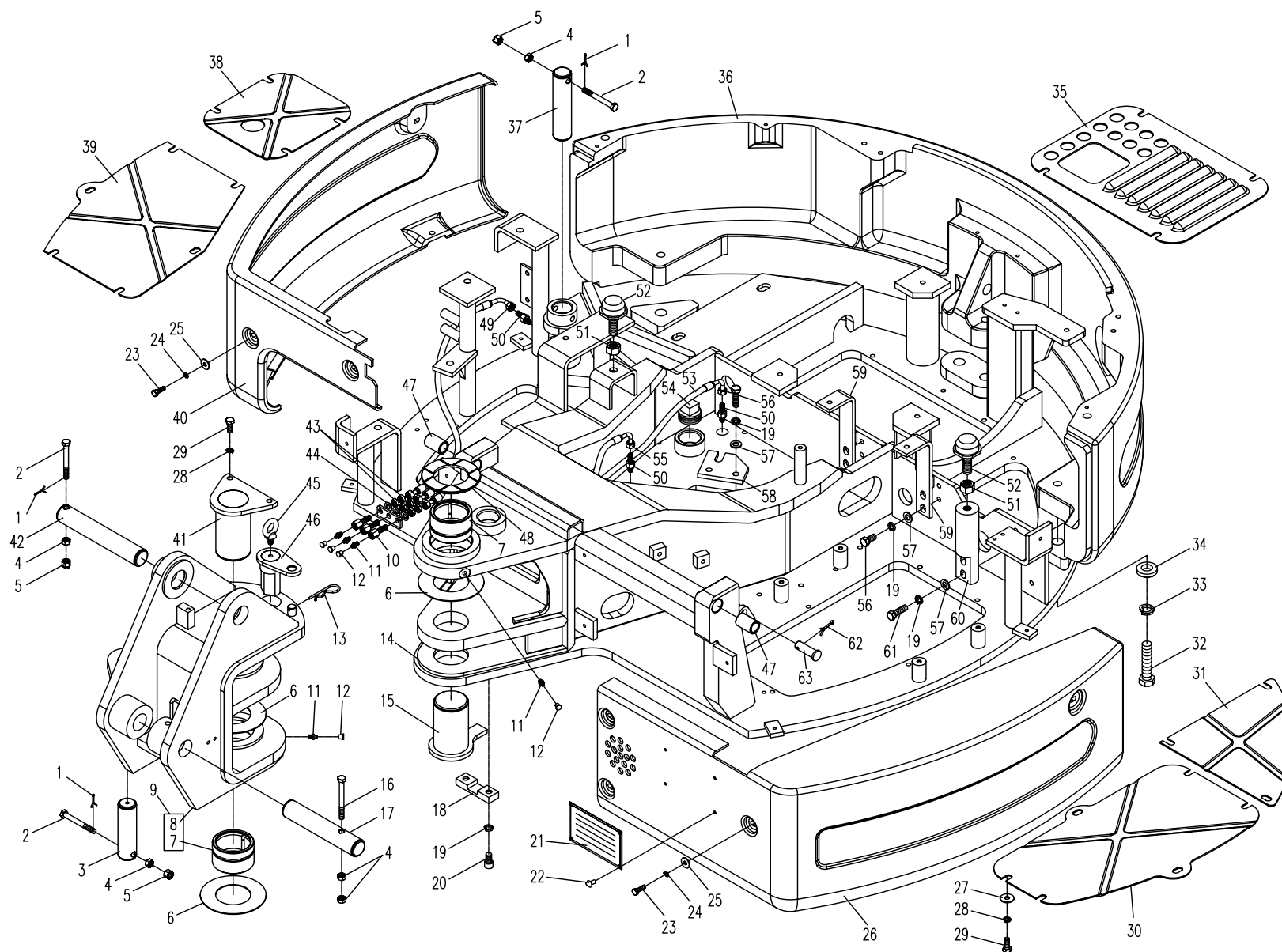
01.1.1 底盘总成 (适用835机型) CHASSIS ASSEMBLY (APPLY TO 835 TYPE)



02.1.1 回转平台(适用835机型) SLEWING PLATFROM (APPLY TO 835 TYPE)

序号 No.	数量 Quantity	代号 Code	名称 Description		备注 Remark
1	3	GB/T 91	开口销 2.5×24	Cotter pin Φ2.5×24	Zn.D
2	3	GB/T 31.1	带孔螺栓M10×90	Bolt M10×90	8.8-Zn.D
3	1	835-0200013A	摆动缸前销轴	Shaft Pin	
4	5	GB/T 6170	螺母M10	Nut M10	8-Zn.D
5	3	GB/T 6179	开槽螺母M10	Nut M10	8-Zn.D
6	适量	820-0200018	隔垫片	Washer	
7	2	835-0200002A	衬套	Bush	
8	1	835-0201000A	转向头	Steering head	
9	1	835-0250000A	转向头总成	Steering head assembly	包含序号7,8(IncludeNo.7,8)
10	3	820-0205001	油杯接头	Grease cup joint	Zn.D
11	5	GB/T 7940.1	油杯M10×1	Grease cup M10×1	Zn.D
12	5	801-04000001	油杯盖	Grease cup cap	
13	1	801-0500039	弹性销	Stretch pin	Zn.D
14	1	835-0202000A	平台	Platform	
15	1	835-0208000A	下销轴	Shaft pin	
16	1	GB/T 31.1	带孔螺栓M10×100	Bolt M10×100	8.8-Zn.D
17	1	835-0200001A	动臂缸销轴	Shaft pin	
18	1	835-0200007A	压板	Locking plate	
19	10	GB/T 93	弹簧垫圈12	Spring washer 12	Zn.D
20	2	GB/T 70.1	内六角螺钉M12×35	Bolt M12×35	8.8-Zn.D
21	1	835-0200015A	标牌	Scutcheon	
22	4	GB 827	铆钉2.5×10	Rivet 2.5×10	
23	11	GB/T 5783 A	螺栓M8×25	Blot M8×25	8.8-Zn.D
24	11	GB/T 93	弹簧垫圈8	Spring washer 8	Zn.D
25	11	GB/T 96	大垫圈8	Biger washer 8	Zn.D
26	1	835-0200003A	左侧梁	Left cover-board	
27	23	GB/T 96	大垫圈10	Biger washer10	Zn.D
28	25	GB/T 93	弹簧垫圈10	Spring washer 10	Zn.D

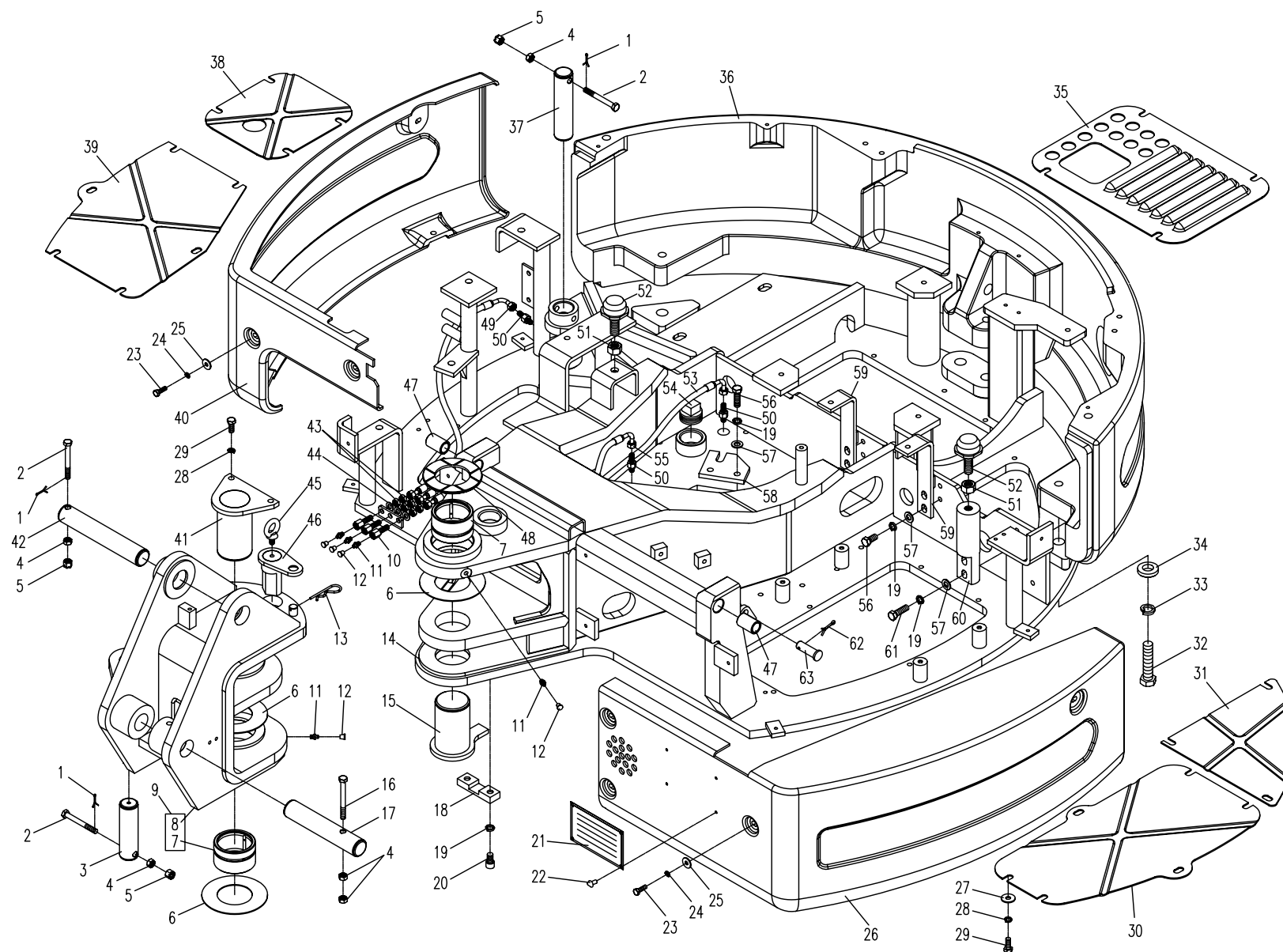
02.1.1 回转平台(适用835机型) SLEWING PLATFORM(APPLY TO 835 TYPE)



02.1.1 回转平台(适用835机型) SLEWING PLATFROM (APPLY TO 835 TYPE)

序号 No.	数量 Quantity	代号 Code	名称 Description		备注 Remark
29	25	GB/T 5783A	螺栓M10×25	Blot M10×25	8.8-Zn.D
30	1	835-0200017A	左前封底板	Front-left cover plate	
31	1	835-0200018A	左后封底板	Rear-left cover plate	
32	4	GB/T 5783A	螺栓M20×90	Blot M10×90	10.9-氧化
33	4	GB/T 93	弹簧垫圈20	Spring washer 20	Zn.D
34	4	860-0200015	垫圈20	Washer 20	
35	1	835-0200019A	中封底板	Middle cover plate	
36	1	835-0200005A	平衡重	Counter weight	
37	1	835-0200011A	摆动缸后销轴	Shaft pin	
38	1	835-0200012A	右后封底板	Rear-right cover plate	
39	1	835-0200009A	右前封底板	Front-right cover plate	
40	1	835-0200008A	右侧梁	Right cover plate	
41	1	835-0204000A	上销轴	Shaft pin	
42	1	820-0200001A	动臂销轴	Shaft pin	
43	6	GB/T 6171	螺母M10×1	Nut M10×1	8-Zn.D
44	3	GB/T 97.1	平垫圈10	Washer 10	Zn.D
45	1	GB/T 825	吊环螺钉M10×1	Flying Rings bolt M10×1	Zn.D
46	1	835-0205000A	止动销轴	Shaft Pin	
47	2	835-0200006A	衬套	Bush	
48	1	820-0200003	承重垫圈	Washer	
49	1	835-0212100A	连接管	Connecting pipe assembly	
50	3	820-0206001	管接头	Pipe joint	Zn.D
51	2	GB/T 6170	螺母M18	Nut M18	8-Zn.D
52	2	835-0206000A	可调垫	Adjustable cushion	
53	1	835-0209100A	连接管	Connecting pipe	
54	1	820-0200013	螺塞	Screw plug	
55	1	835-0211100A	连接管	Connecting pipe	
56	6	GB/T 5783A	螺栓M12×25	Blot M12×25	8.8-Zn.D

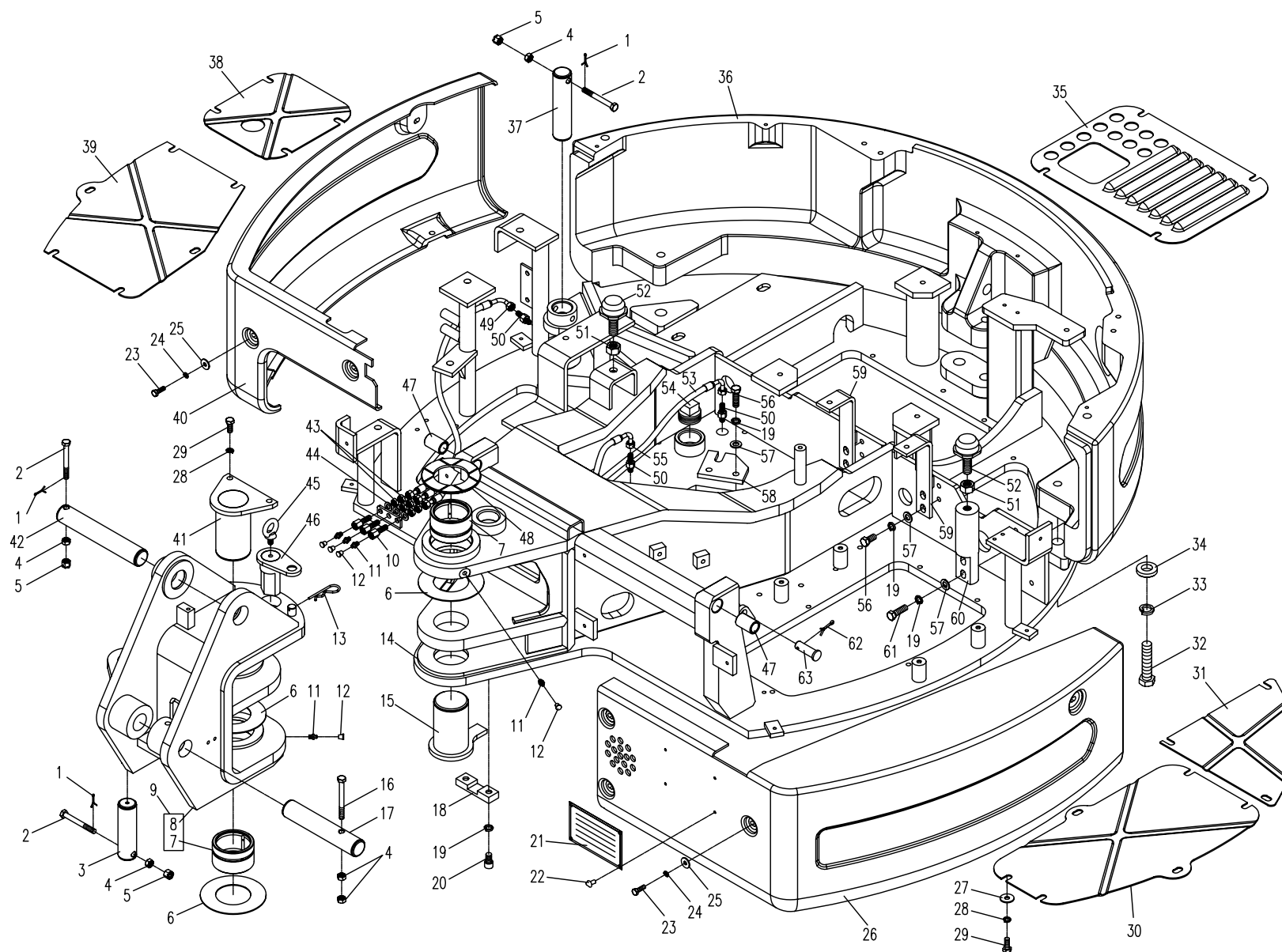
02.1.1 回转平台(适用835机型) SLEWING PLATFORM(APPLY TO 835 TYPE)



02.1.1 回转平台(适用835机型) SLEWING PLATFROM (APPLY TO 835 TYPE)

序号 No.	数量 Quantity	代号 Code	名称 Description		备注 Remark
57	8	GB/T 97.1	平垫圈12	Washer 12	Zn.D
58	1	835-0200014A	止动板	Locking-plate	
59	2	835-0207000A	电瓶支座	Accumulator support	
60	1	835-0200004A	驾驶室支座	Cab support	
61	2	GB/T 5783A	螺栓M12×40	Blot M12×40	8.8-Zn.D
62	1	GB/T 91	开口销 4×30	Cotter pin Φ4×30	Zn.D
63	1	835-0200016A	翻转销	Turn pin	

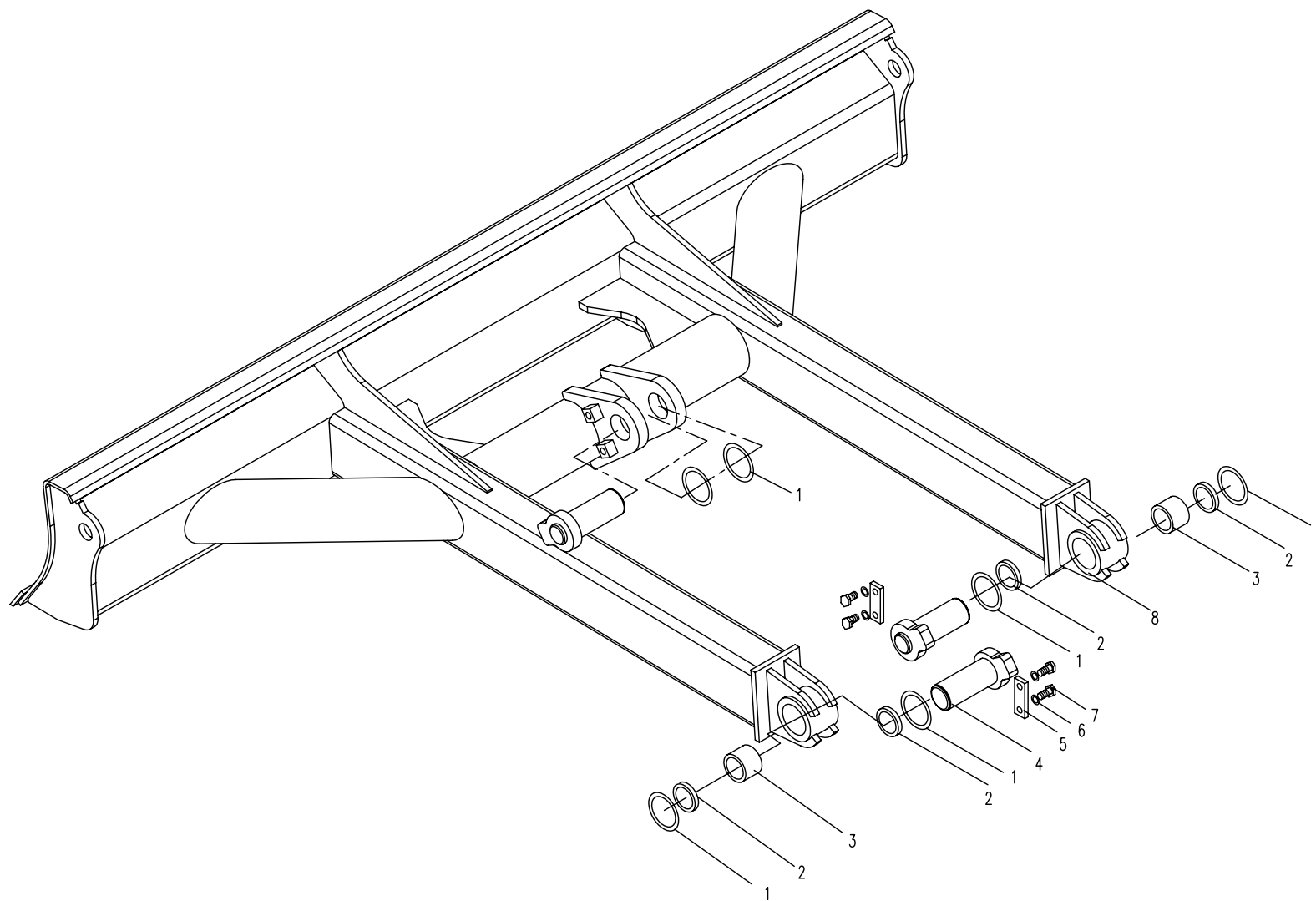
02.1.1 回转平台(适用835机型) SLEWING PLATFORM(APPLY TO 835 TYPE)



03.1.1 推土装置 (适用835机型) DOZER EQUIPMENT (APPLY TO 835 TYPE)

序号 No.	数量 Quantity	代号 Code	名称 Description		备注 Remark
	1	835-0311000	推土铲组件	Dozer blade unit	包括序号2,3,8(Include 2,3,8)
1	4	820-0400009a	隔垫片	Spacer	
2	4	820-0401005	防尘圈	Dust-proof seal	
3	2	820-0300003	铜衬套	Copper bush	
4	4	835-0302000	销轴组件	Shaft pin	
5	4	860-0300002	压板	Clamping plate	
6	8	GB/T 93	垫圈 12	Wash 12	140HV—Zn.D
7	8	GB/T 5781	螺栓M12X25	Bolt M12X25	8.8—Zn.D
8	1	835-0301000	推土铲	Dozer blade	

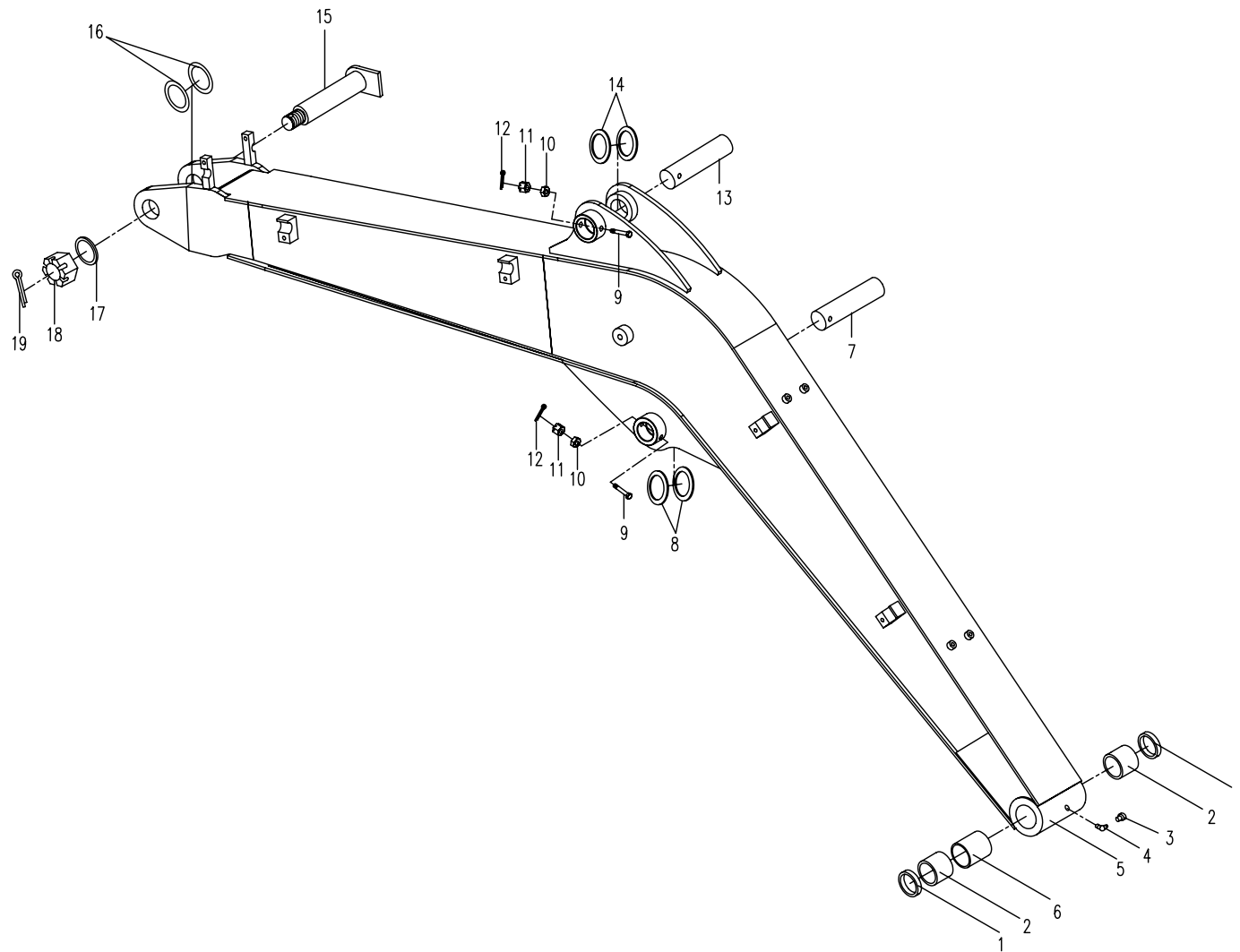
03.1.1 推土装置(适用835机型) DOZER EQUIPMENT (APPLY TO 835 TYPE)



04.1.1 工作装置 1 (适用835机型) WORKING EQUIPMENT 1 (APPLY TO 835 TYPE)

序号 No.	数 量 Quantity	代 号 Code	名 称 Description		备 注 Remark
	1	835-0401000	动臂	Boom	包括序号1,2,3,4,5(Include No.1,2,3,4,5)
1	2	820-0401005	防尘圈	Dust-proof seal	
2	2	820-0401004a	铜衬套	Copper bush	
3	1	801-0400001	油杯盖	Grease cup cap	
4	1	JB/T 7940.2	油杯 M10X1 (45°)	Grease cup M10X1 (45°)	
5	1	835-0401100	动臂体	Boom body	
6	1	820-0401003a	中间衬套	Middle bush	
7	1	820-0400013a	销轴	Shaft pin	
8	2	820-0400015	隔垫片	Spacer washer	
9	2	GB/T 31.1	螺栓 M10X90	Bolt M10X90	
10	2	GB/T 6170	螺母 M10	Nut M10	
11	2	GB/T 6178	螺母 M10	Nut M10	
12	2	GB/T 91	销2.5X20	Pin 2.5x20	
13	1	820-0400012a	销轴	Shaft pin	
14	2	820-0400014	隔垫片	Spacer washer	
15	1	820-0406000	销轴总成	Shaft pin	
16	2	820-0400009a	隔垫片	Spacer washer	
17	1	820-0400018	垫圈	Washer	
18	1	GB/T 6178	螺母 M36	Nut M36	
19	1	GB/T 91	销6.3X60	Pin 6.3x60	

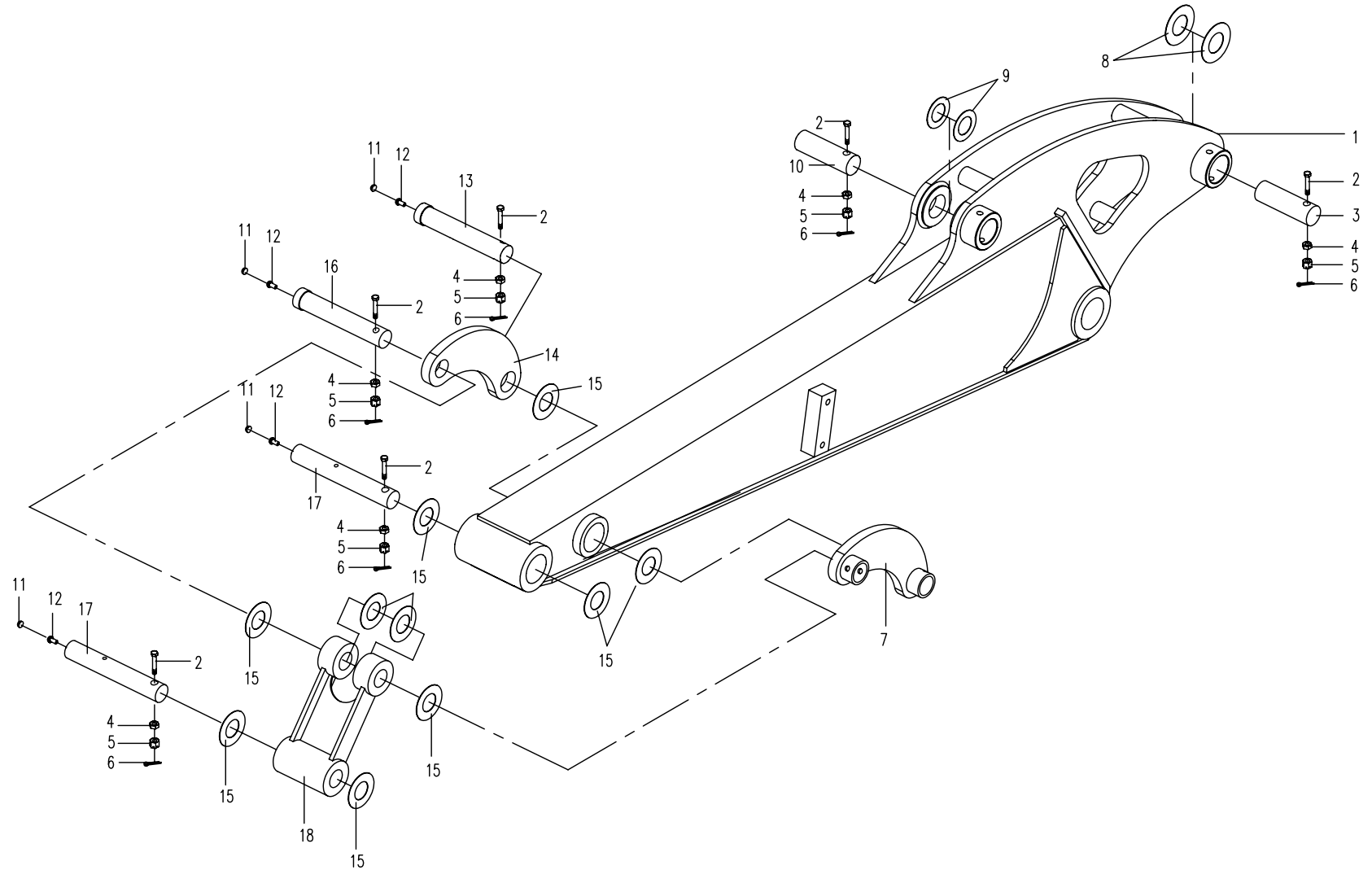
04.1.1 工作装置 1(适用835机型) WORKING EQUIPMENT 1(APPLY TO 835 TYPE)



04.2.1 工作装置 2 (适用835机型) WORKING EQUIPMENT 2 (APPLY TO 835 TYPE)

序号 No.	数量 Quantity	代号 Code	名称 Description		备注 Remark
1	1	835-0402000	斗杆	Arm	展开见04.4.1
2	6	GB/T 31.1	螺栓M10X90	Bolt M10X90	
3	1	835-0400001	销轴	Shaft pin	
4	6	GB/T 6170	螺母 M10	Nut M10	
5	6	GB/T 6178	螺母 M10	Nut M10	
6	6	GB/T 91	销 2.5X20	Pin 2.5X20	
7	1	820-0405000a	左摇杆	Left linkage	
8	2	820-0400009a	隔垫片	Spacer	
9	2	820-0400004a	隔垫片	Spacer	
10	1	820-0400007a	销轴	Shaft pin	
11	4	801-0400001	油杯盖	Grease cup cap	
12	4	JB/T 7940.1	油杯M10X1	Grease cup M10X1	
13	1	820-0400006b	销轴	Shaft pin	
14	1	820-0407000	右摇杆	Right linkage	
15	8	820-0400015	隔垫片	Spacer washer	
16	1	820-0400003b	销轴	Shaft pin	
17	2	820-0400001b	销轴	Shaft pin	
18	1	820-0404000a	连杆	Connecting	展开见04.5.1

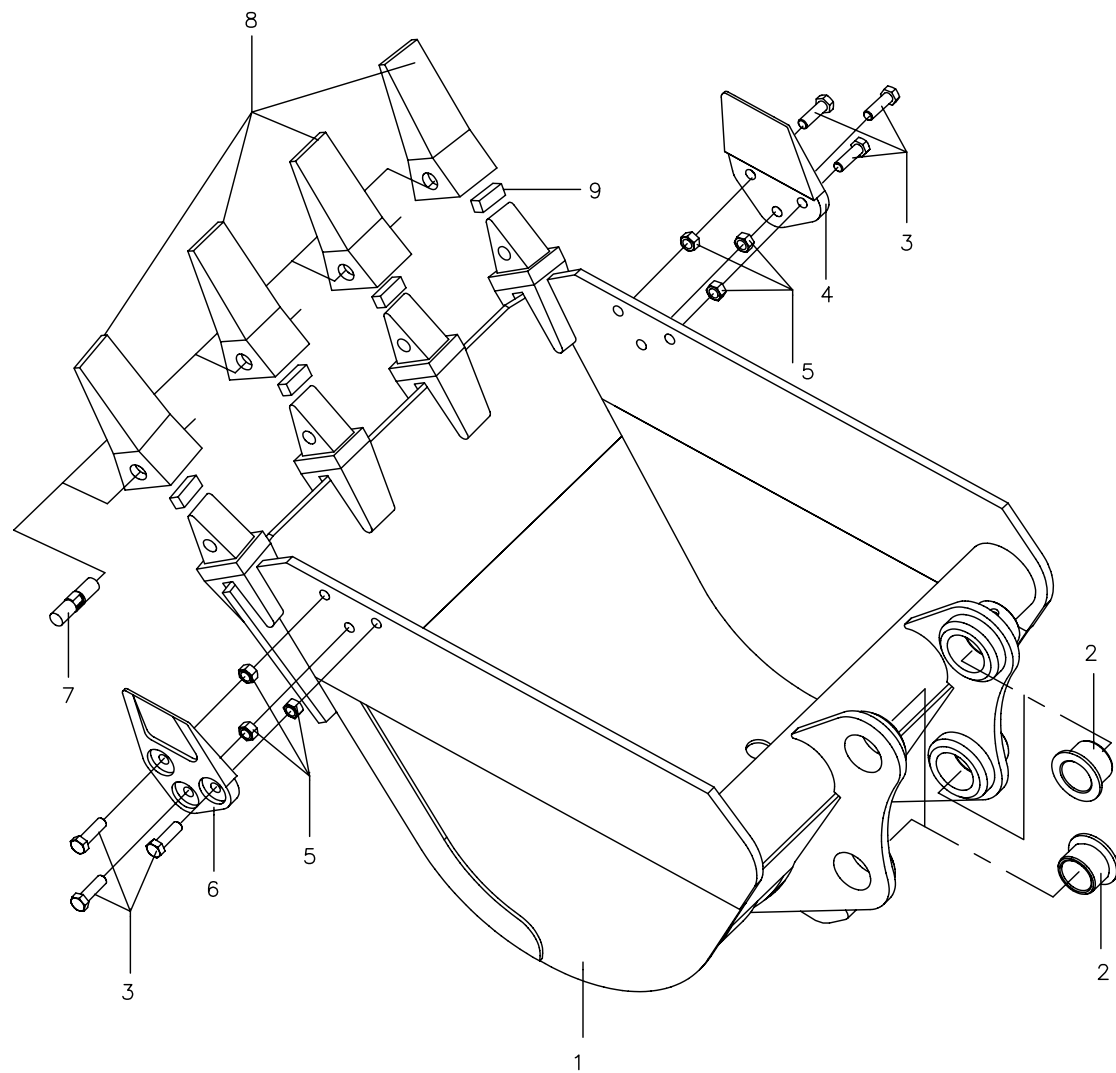
04.2.1 工作装置 2(适用835机型) WORKING EQUIPMENT 2(APPLY TO 835 TYPE)



04.3.1 工作装置 3 (适用835机型) WORKING EQUIPMENT 3 (APPLY TO 835 TYPE)

序号 No.	数量 Quantity	代号 Code	名称 Description	
1	1	835-0403100	铲斗体	Backhoe bucket
2	4	820-0413003	衬套	Bush
3	6	GB/T 5782A	螺栓M12X40	Bolt M12X40
4	1	820-0413004	右刀块	Right cutter
5	6	GB/T 1337	螺母M12	Nut M12
6	1	820-0413005	左刀块	Left cutter
7	4	820-0413002	销垫	Pin spacer
8	4	820-0413001	齿套	Teeth sheath
9	4	820-0415001	橡胶垫	Rubber spacer

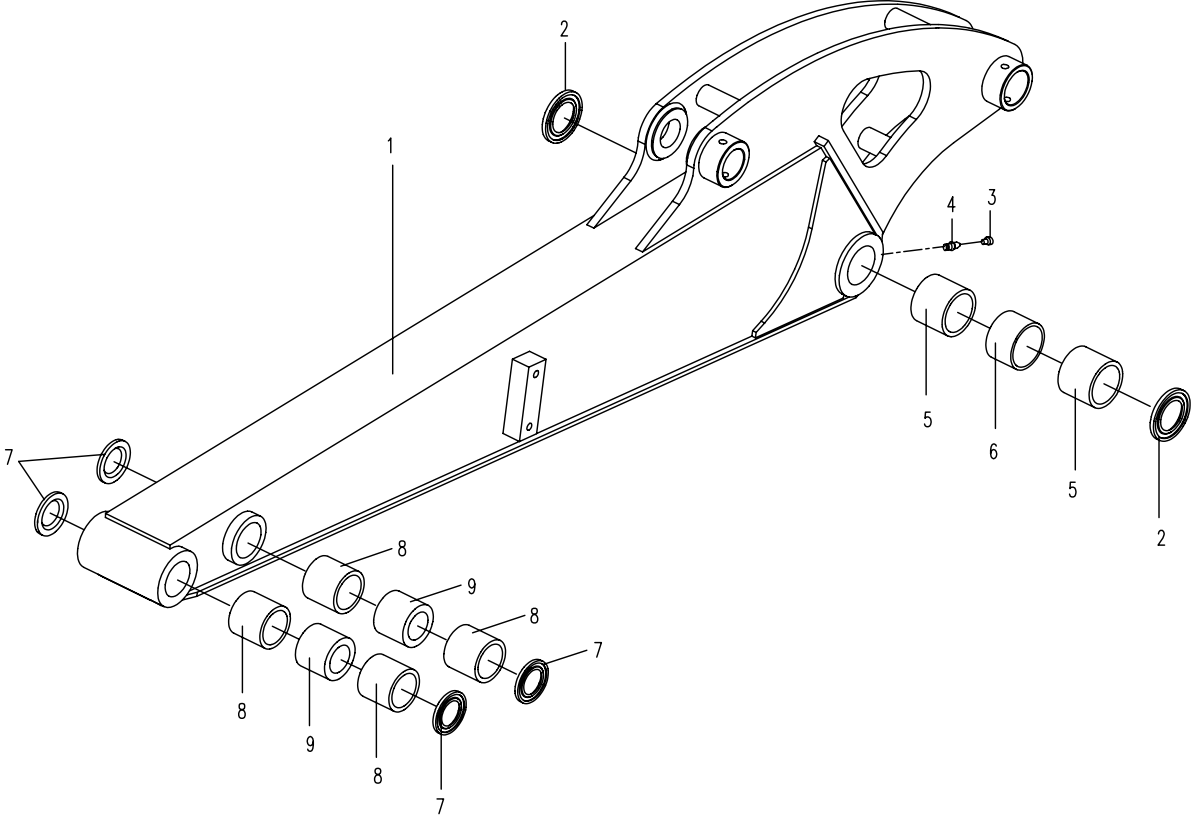
04.3.1 工作装置 3(适用835机型) WORKING EQUIPMENT 3(APPLY TO 835 TYPE)



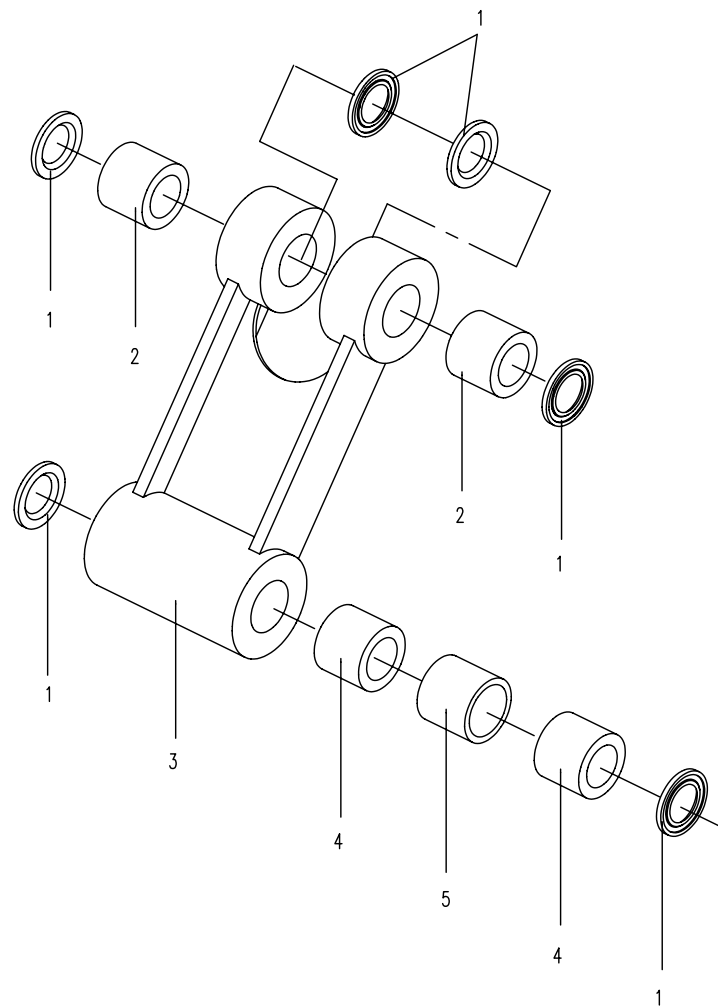
04.4.1 工作装置 4 (适用835机型) WORKING EQUIPMENT 4 (APPLY TO 835 TYPE)

序号 No.	数 量 Quantity	代 号 Code	名 称 Description		备 注 Remark
1	1	835-0402100a	斗杆体	Arm body	
2	2	820-0401005	防尘圈	Dust-proof seal	
3	1	801-0400001	油杯盖	Grease cup cap	
4	1	JB/T 7940.1	油杯M10X1	Grease cup M10X1	
5	2	820-0401004a	铜衬套	Copper bush	
6	1	820-0402005a	中间衬套 II	Middle bush II	
7	4	820-0402006	防尘圈	Dust-proof seal	
8	4	820-0402002a	铜衬套	Copper bush	
9	2	820-0402004	中间衬套 I	Middle bush I	

04.4.1 工作装置 4(适用835机型) WORKING EQUIPMENT 4(APPLY TO 835 TYPE)



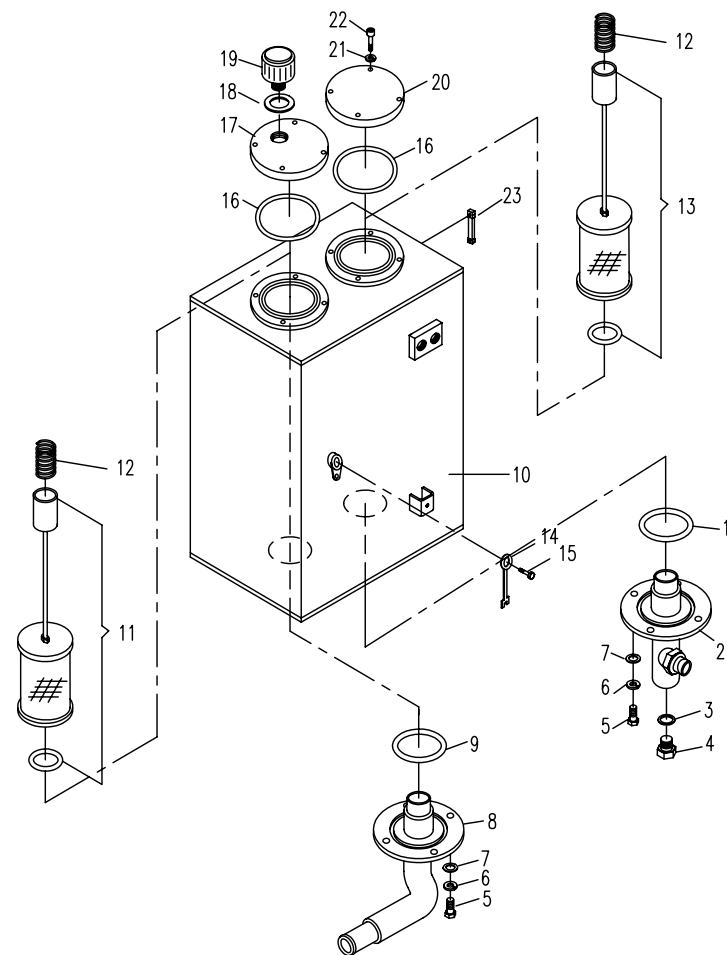
04.5.1 工作装置 5(适用835机型) WORKING EQUIPMENT 5(APPLY TO 835 TYPE)



05.1.1 平台部分的液压系统 1 (适用835机型) HYDRAULIC SYSTEM FOR PLATFORM 1(APPLY TO 835 TYPE)

序号 No.	数量 Quantity	代号 Code	名称 Description		备注 Remark
1	1	N552-90	0形密封圈65×5.3	“O”seal ring65×5.3	
2	1	835-0501600A	回油法兰总成	Oil -return flange assembly	
3	1	ISO 286	组合垫圈18	Combinatory washer 18	
4	1	820-0502001	螺塞	Plug	
5	8	GB/T 5783A	螺栓M10×25	Bolt M10×25	8.8-Zn.D
6	8	GB/T 93	垫圈10	Washer 10	Zn.D
7	8	GB/T97.1	垫圈10	Washer 10	Zn.D
8	1	835-0501500A	吸油口法兰总成	Oil -intake flange assembly	
9	1	N552-90	0形密封圈75×5.3	“O”seal ring75x5.3	
10	1	835-0501100	油箱体	Oil box Tank	
11	1	835-0501900	吸油滤油器总成	Oil -intake filter assembly	
12	2	820-0502002	弹簧	Spring	
13	1	835-0501800	回油滤油器总成	Oil -return filter assembly	
14	1	830D-0501004	线束	Wiring harness	
15	1	GB/T 5783A	螺栓M6×16	Bolt M6×16	8.8-Zn.D
16	1	N552-90	0形密封圈132×2.65	“O”seal ring132x2.65	
17	1	835-0501300	法兰总成	flange assembly	
18	1	ISO 286	组合垫27	Combinatory washer 27	
19	1	835-0501400	液压油空气滤清器	Hydraulic oil tank air cleaner assembly	
20	1	835-0501200	法兰总成	flange assembly	
21	8	GB/T 93	垫圈8	Washer 8	Zn.D
22	8	GB/T 70.1	螺钉M8×16	Bolt M8×16	8.8-Zn.D
23	1	835-0501001	液位计总成	Level gauge	

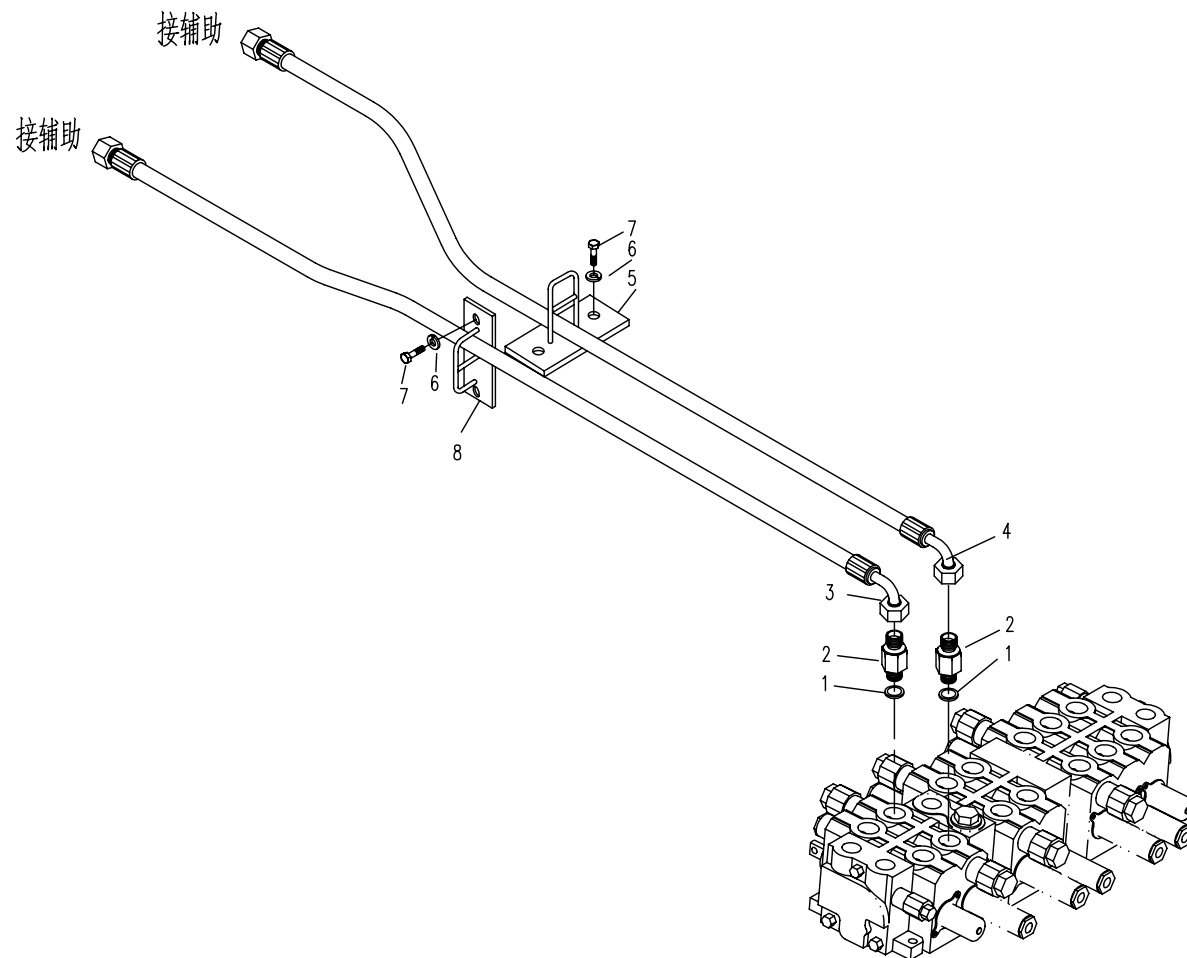
05.1.1 平台部分的液压系统 1(适用835机型) HYDRAULIC SYSTEM FOR PLATFORM 1(APPLY TO 835TYPE)



05.2.1 平台部分的液压系统 2 (适用835机型) HYDRAULIC SYSTEM FOR PLATFORM 2(APPLY TO 835 TYPE)

序号 No.	数量 Quantity	代号 Code	名称 Description		备注 Remark
1	2	ISO 286	组合垫圈22	Conbinatory washer 22	
2	2	820-0500008	直接头	Bolt joint	
3	1	835-0525000	胶管总成	Rubber pipe assembly	
4	1	835-0537000	胶管总成	Rubber pipe assembly	
5	1	835-0565000	支板	Bracket	
6	4	GB/T 93	垫圈8	Washer 8	Zn.D
7	4	GB/T 70.1	螺钉M8×16	Bolt M8×16	8.8-Zn.D
8	1	830-0509000	支板	Bracket	

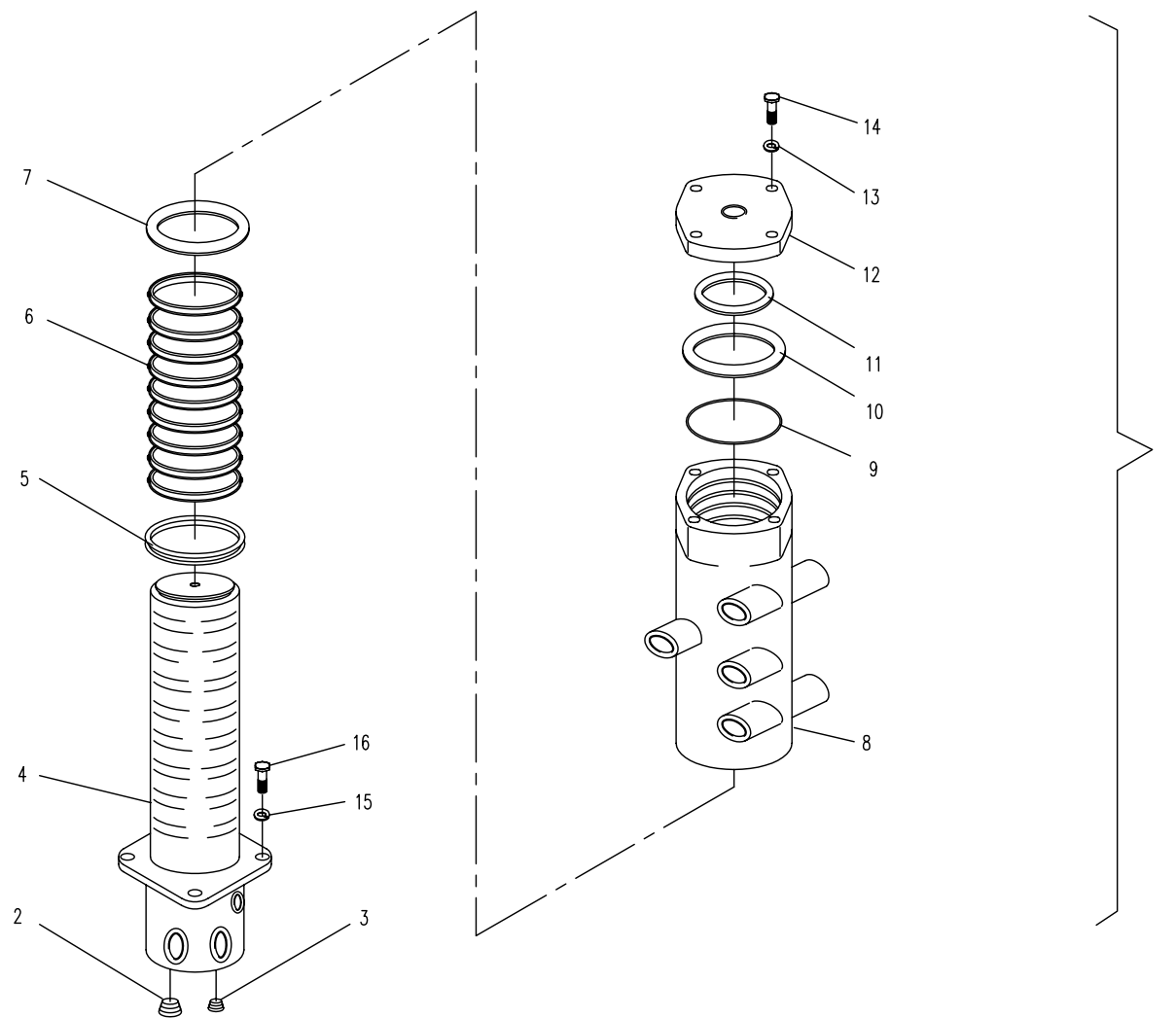
05.2.1 平台部分的液压系统 2(适用835机型) HYDRAULIC SYSTEM FOR PLATFORM 2(APPLY TO 835 TYPE)



05.3.1 平台部分的液压系统 3 (适用835机型) HYDRAULIC SYSTEM FOR PLATFORM 3(APPLY TO 835 TYPE)

序号 No.	数 量 Quantity	代 号 Code	名 称 Description		备 注 Remark
1	1	820-0528000	中央回转接头	Centre slewing joint	
2	4	820-0528001	锥堵 R3/8	Taper plug r3/8	
3	3	820-0528002	锥堵 R1/4	Taper plug r1/4	
4	1	820-0528003	配油轴	Oil distributing shaft	
5	1	GB/T6578	橡胶防尘圈	Rubber dust-proof ring	
6	9		O形密封圈75×3.55	“O”seal ring75×3.55	丁腈橡胶
7	9	820-0528004	密封圈滑环	Seal slide ring	
8	1	820-0528005	配油座	Oil distributing seat	
9	1		O形密封圈90×3.1	“O”seal ring90×3.1	丁腈橡胶
10	1	820-0528006	挡圈	Closing ring	
11	1	GB/T 894	挡圈50	Closing ring 50	
12	1	820-0528007	端盖	End cover	
13	4	GB/T 5783A	螺栓M8×25	Bolt M8×25	8.8-Zn.D
14	4	GB/T 93	垫圈8	Washer 8	Zn.D
15	4	GB/T 5783A	螺栓M10×20	Bolt M10×20	8.8-Zn.D
16	4	GB/T 93	垫圈10	Washer 10	Zn.D

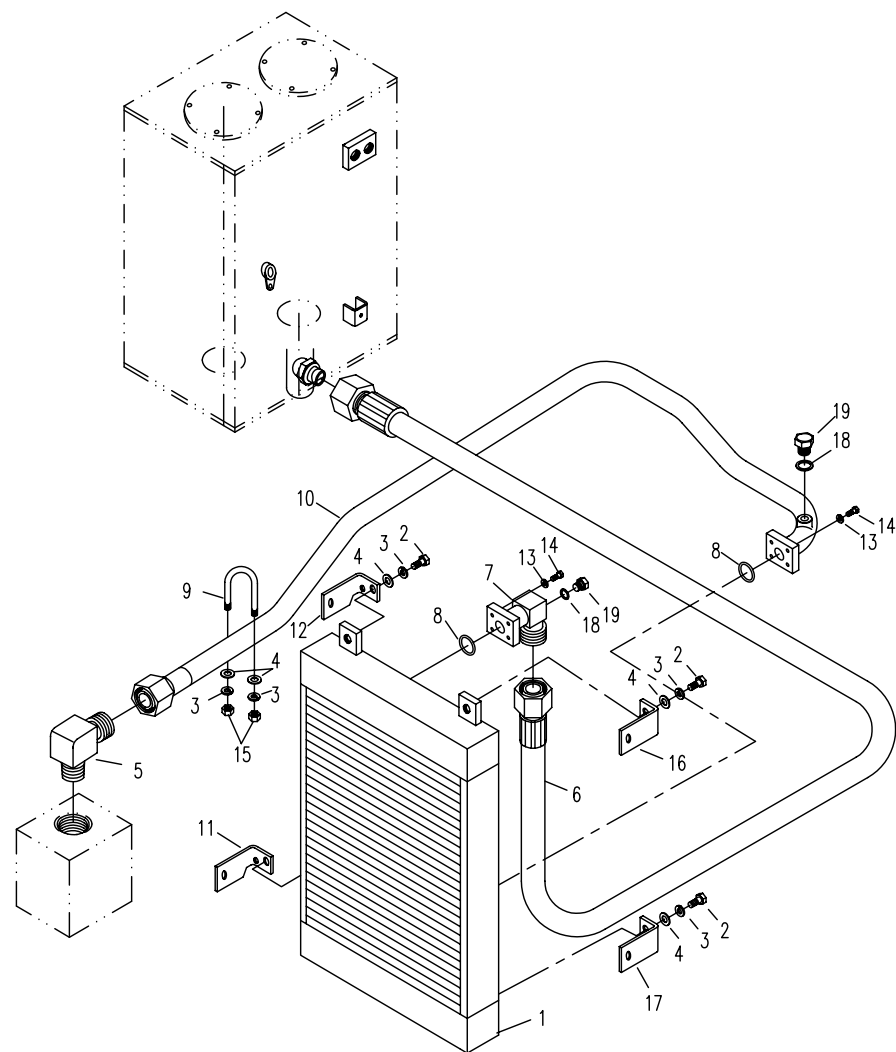
05.3.1 平台部分的液压系统 3(适用835机型) HYDRAULIC SYSTEM FOR PLATFORM 3(APPLY TO 835TYPE)



05.4.1 平台部分的液压系统 4 (适用835机型) HYDRAULIC SYSTEM FOR PLATFORM 4(APPLY TO 835 TYPE)

序号 No.	数量 Quantity	代号 Code	名称 Description		备注 Remark
1	1	835-0508000A	油冷器	Cooler	
2	10	GB/T 5783A	螺栓M8×30	Bolt M8×30	8.8-Zn.D
3	10	GB/T 93	垫圈8	Washer 8	Zn.D
4	10	GB/T 97.1	垫圈8	Washer 8	Zn.D
5	1	830H-0500002	短弯接头	Square joint	
6	1	835-0509000	胶管总成	Rubber pipe assembly	
7	2	835-0545000A	直角接头	Square joint	
8	1	N552-90	O形密封圈 22.4x2.65	“O”seal ring22.4x2.65	
9	1	835-0500003	管夹	Clamp	
10	1	835-0543000A	钢管总成	Steel pipe assembly	
11	1	835-0500006	右下安装板	Right-down bracket	
12	1	835-0500004	右上安装板	Right-up bracket	
13	8	GB/T 93	垫圈6	Washer 6	Zn.D
14	8	GB/T 70.1	螺钉M6×20	Bolt M6×20	8.8-Zn.D
15	2	GB/T 6170	螺母M8	Nut 8	8-Zn.D
16	1	835-0500007	左上安装板	Right-up bracket	
17	1	835-0500008	左下安装板	Right-down bracket	
18	1	ISO 286	组合垫圈18	Conbinatory washer 18	
19	1	820-0502001	螺塞	Plug	

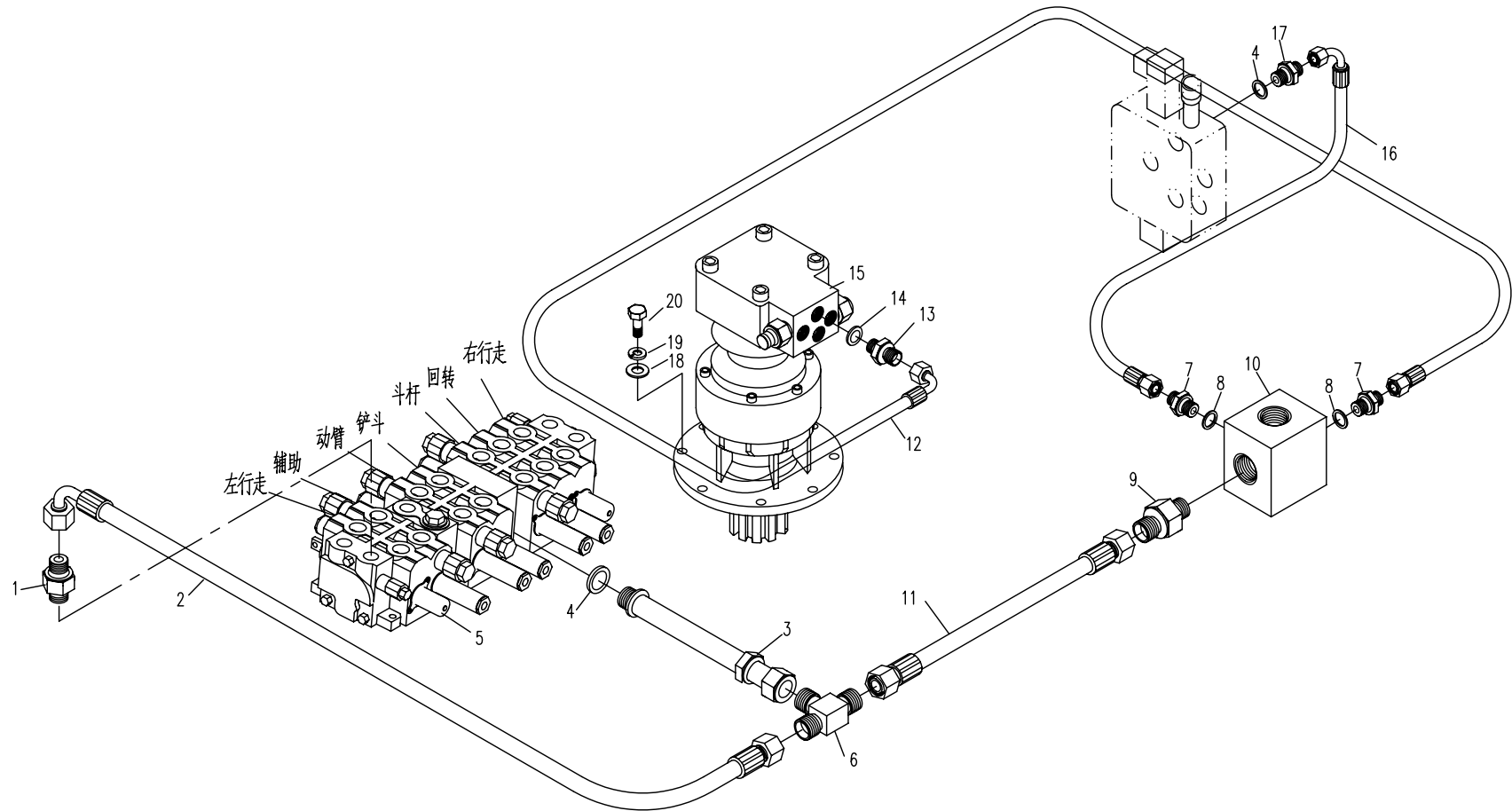
05.4.1 平台部分的液压系统 4(适用835机型) HYDRAULIC SYSTEM FOR PLATFORM 4(APPLY TO 835 TYPE)



05.5.1 平台部分的液压系统 5 (适用835机型) HYDRAULIC SYSTEM FOR PLATFORM 5(APPLY TO 835 TYPE)

序号 No.	数量 Quantity	代号 Code	名称 Description		备注 Remark
1	1	830E-0500004	直接头	Bolt joint	
2	1	835-0541000A	胶管总成	Rubber pipe assembly	
3	1	835-0502000	钢管总成	Steel pipe assembly	
4	2	ISO 286	组合垫圈22	Combinatory washer 22	
5	1	830D-0509000	多路阀	Multi-change valve	
6	1	835-0500005	三通接头	Tee joint	
7	2	820-0500031	直接头	Bolt joint	
8	2	ISO 286	组合垫圈18	Combinatory washer 18	
9	1	830E-0501002	直接头	Bolt joint	
10	1	835-0503001	接头体	Joint body	
11	1	835-0542000	胶管总成	Rubber pipe assembly	
12	1	855-8508000	胶管总成	Rubber pipe assembly	
13	1	820-0500041	直接头	Bolt joint	
14	1	N552-90	O形密封圈13.8X2.4	“O”seal ring13.8X2.4	
15	1	830D-0559000	回转马达	Slewing motor	
16	1	835-0505000	胶管总成	Rubber pipe assembly	
17	1	820-0500023	直接头	Bolt joint	
18	6	GB/T 97.1	垫圈14	Washer 14	Zn.D
19	6	GB/T 93	垫圈14	Washer 14	Zn.D
20	6	GB/T 5783A	螺栓M14×45	Bolt M14×45	12.9-Zn.D

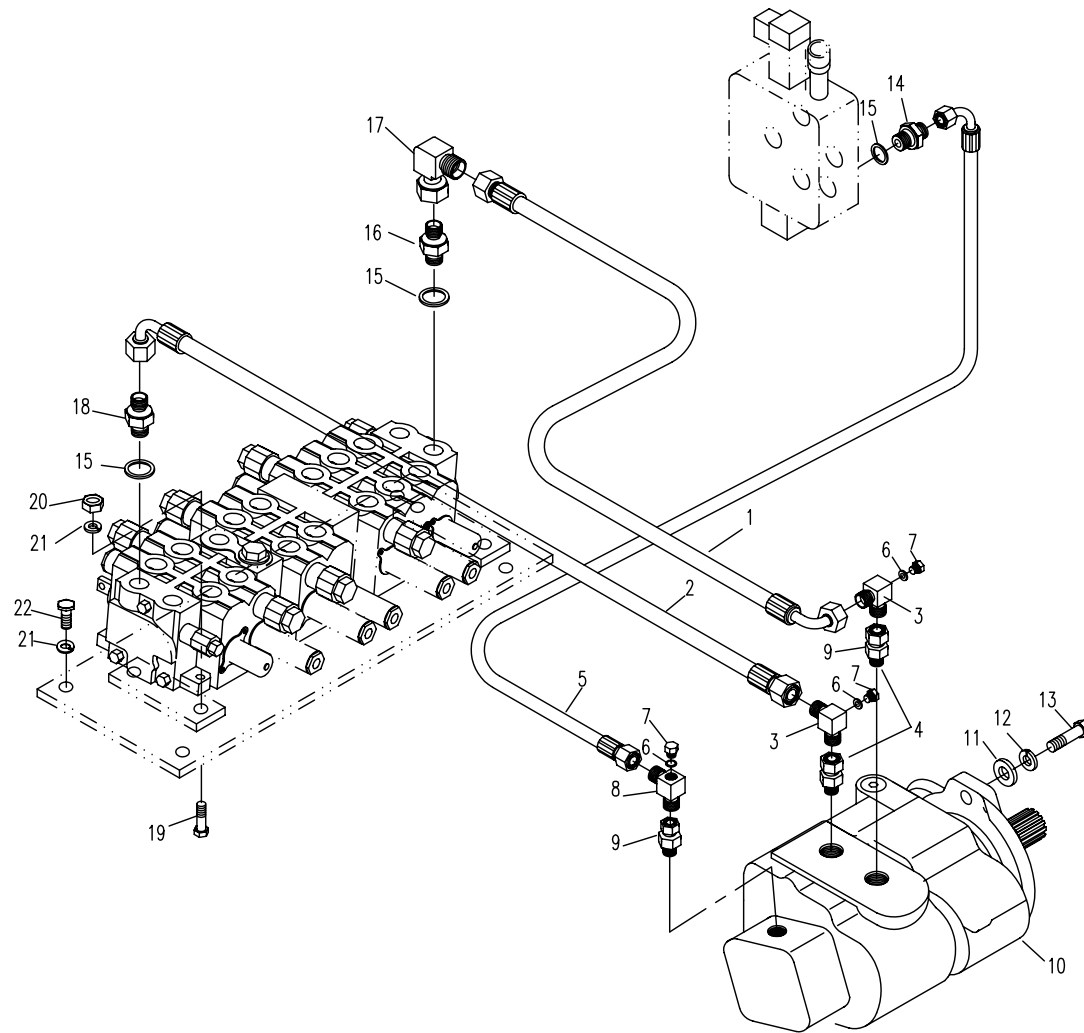
05.5.1 平台部分的液压系统 5(适用835机型) HYDRAULIC SYSTEM FOR PLATFORM 5(APPLY TO 835 TYPE)



05.6.1 平台部分的液压系统 6 (适用835机型) HYDRAULIC SYSTEM FOR PLATFORM 5(APPLY TO 835 TYPE)

序号 No.	数量 Quantity	代号 Code	名称 Description		备注 Remark
1	1	835-0512000	胶管总成	Rubber pipe assembly	
2	1	835-0511000	胶管总成	Rubber pipe assembly	
3	2	835-0500021	带测压口接头	Joint	
4	2	830E-0500007	内外螺纹直接头	Joint	
5	1	835-0507000A	胶管总成	Rubber pipe assembly	
6	3	ISO 286	组合垫10	Combinatory washer 10	
7	3	820-0500004	螺塞	Screw plug	
8	1	828-0500006	带测压口接头	Joint	
9	1	828-0500009	内外螺纹直接头	Bolt joint	
10	1	830D-0558000	变量柱塞泵	Pump	
11	2	GB/T 97.1	垫圈12	Washer 12	Zn.D
12	2	GB/T 93	垫圈12	Washer 12	Zn.D
13	2	GB/T 5783A	螺栓M12×30	Bolt M12×30	8.8-Zn.D
14	1	820-0500023	直接头	Bolt joint	
15	3	ISO 286	组合垫圈22	Combinatory washer 22	
16	1	820-0500009	直接头	Bolt joint	
17	1	830E-0500003	内外螺纹弯接头	Joint	
18	1	830D-0500001	直接头	Bolt joint	
19	4	GB/T 5783A	螺栓M10×35	Bolt M10×35	8.8-Zn.D
20	4	GB/T 6170	螺母M10	Nut M10	8-Zn.D
21	8	GB/T 93	垫圈10	Washer 10	Zn.D
22	4	GB/T 5783A	螺栓M10×20	Bolt M10×20	8.8-Zn.D

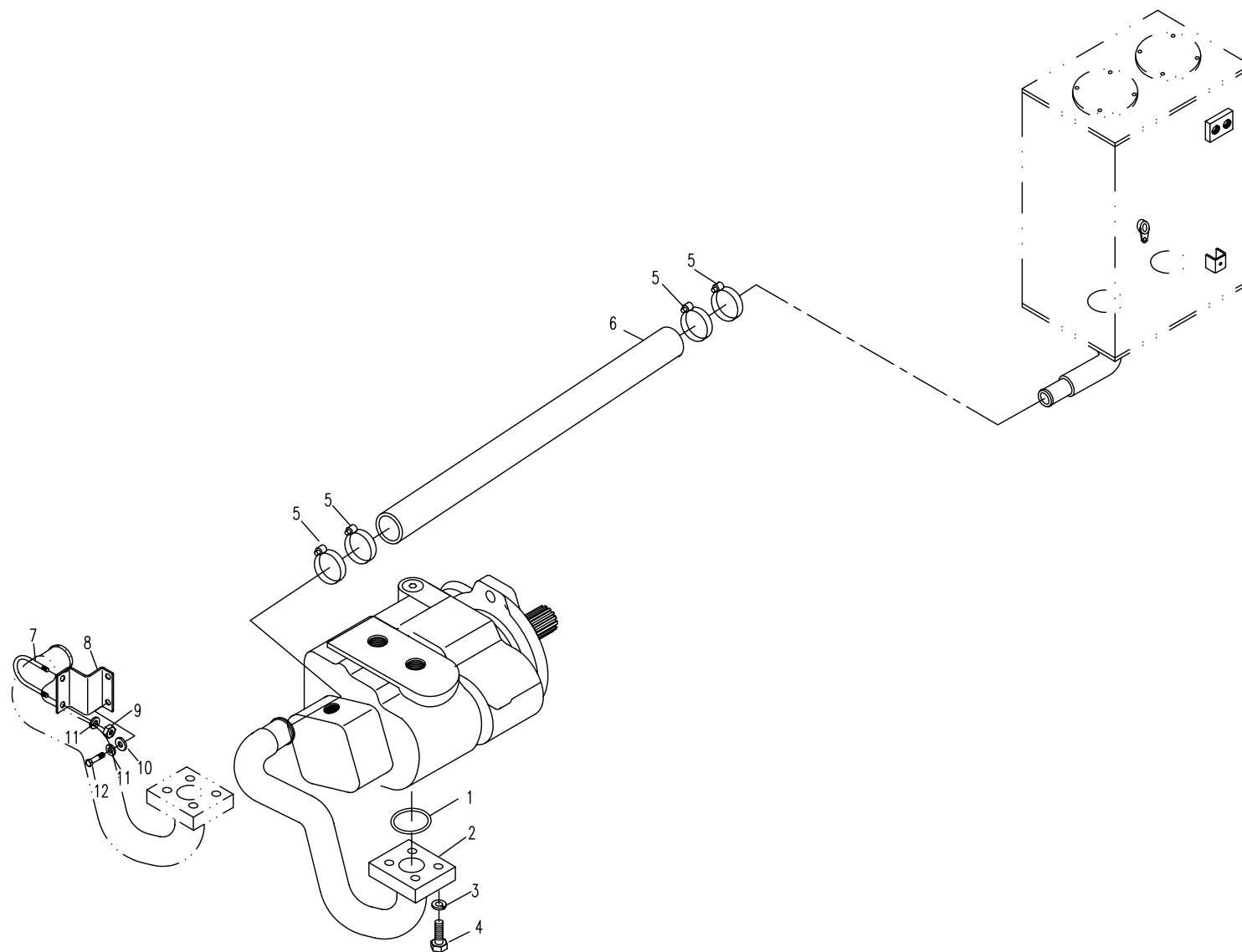
05.6.1 平台部分的液压系统 6(适用835机型) HYDRAULIC SYSTEM FOR PLATFORM 6(APPLY TO 835 TYPE)



05.7.1 平台部分的液压系统 7 (适用835机型) HYDRAULIC SYSTEM FOR PLATFORM 7(APPLY TO 835 TYPE)

序号 No.	数 量 Quantity	代 号 Code	名 称 Description		备 注 Remark
1	1	N552-90	O形密封圈46.2X3.55	“O”seal ring46.2X3.55	
2	1	835-0515000B	泵吸油口法兰	Pump oil intake flange	
3	4	GB/T 93	垫圈12	Washer 12	Zn.D
4	4	GB/T 70.1	螺钉M12X30	Bolt M12X30	8.8-Zn.D
5	4		喉箍50-65	Hoop 50-65	
6	1	828-0500003	输油胶管	Cloth fixing rubber pipe	
7	1	830H-0500033	管夹	Clamp	
8	1	835-0500018	管夹板	Pipe bracket	
9	2	GB/T 6170	螺母M8	Nut 8	8-Zn.D
10	4	GB/T 97.1	垫圈8	Washer 8	Zn.D
11	4	GB/T 93	垫圈8	Washer 8	Zn.D
12	2	GB/T 5783A	螺栓M8×30	Bolt M8×30	8.8-Zn.D

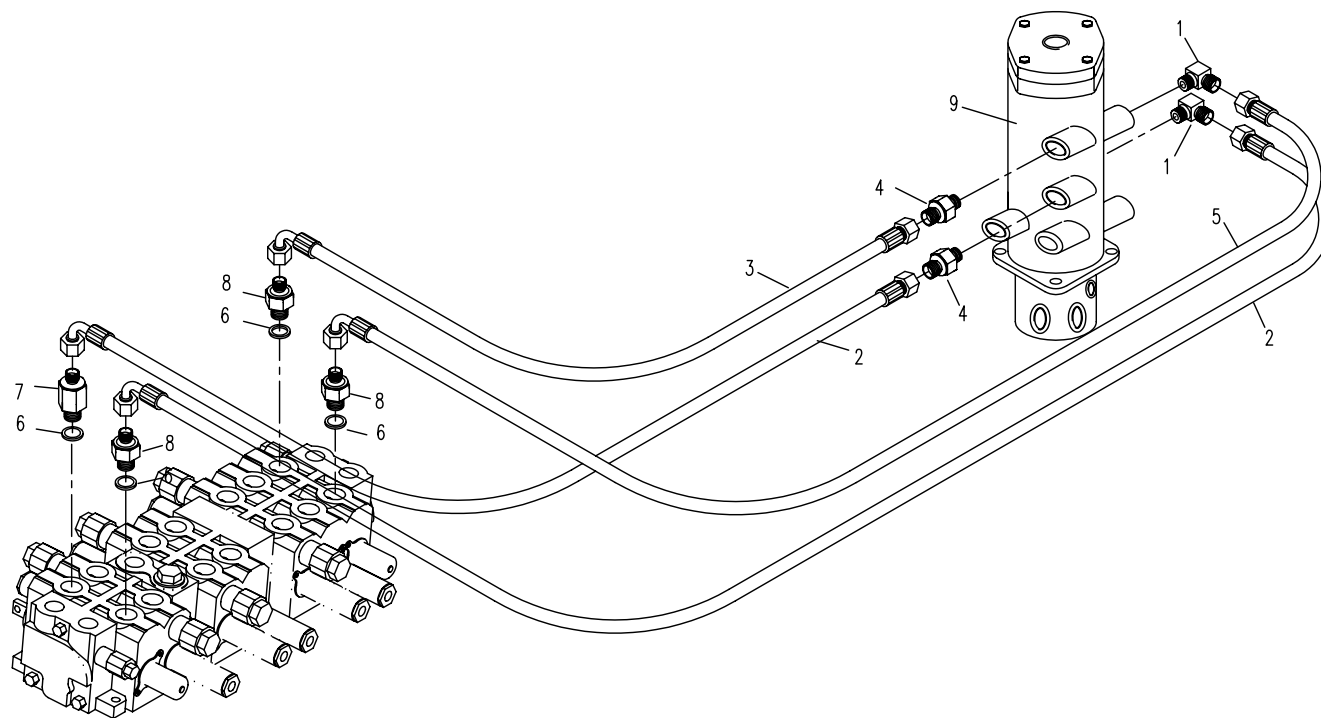
05.7.1 平台部分的液压系统 7(适用835机型) HYDRAULIC SYSTEM FOR PLATFORM 7(APPLY TO 835 TYPE)



05.8.1 平台部分的液压系统 8 (适用835机型) HYDRAULIC SYSTEM FOR PLATFORM 8(APPLY TO 835 TYPE)

序号 No.	数量 Quantity	代号 Code	名称 Description		备注 Remark
1	2	820-0500025	直角接头	Square joint	
2	1	830D-0512000	胶管总成	Rubber pipe assembly	
3	1	835-0517000	胶管总成	Rubber pipe assembly	
4	2	810N-9500001	直接头	Bolt joint	
5	1	830D-0505000	胶管总成	Rubber pipe assembly	
6	4	ISO 286	组合垫圈22	Combinary washer 22	
7	1	820-0500021	直接头	Bolt joint	
8	3	820-0500023	直接头	Bolt joint	
9	1	820-0528000	中央回转接头	Centre slewing joint	

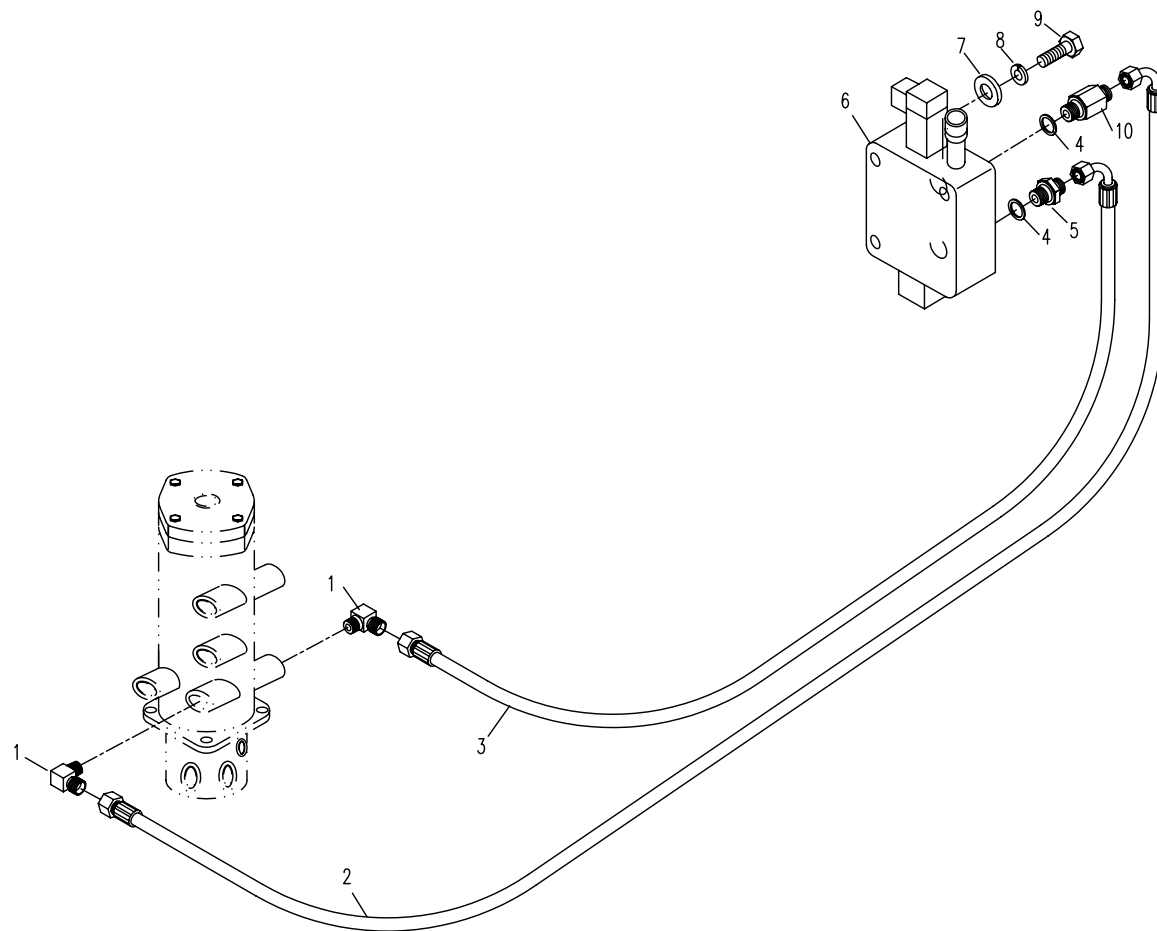
05.8.1 平台部分的液压系统 8(适用835机型) HYDRAULIC SYSTEM FOR PLATFORM 8(APPLY TO 835 TYPE)



05.9.1 平台部分的液压系统 9 (适用835机型) HYDRAULIC SYSTEM FOR PLATFORM 9(APPLY TO 835 TYPE)

序号 No.	数量 Quantity	代号 Code	名称 Description		备注 Remark
1	2	801-0500009	直角接头	Square joint	
2	1	835-0504000	胶管总成	Rubber pipe assembly	
3	1	835-0506000	胶管总成	Rubber pipe assembly	
4	2	ISO 286	组合垫圈22	Combinatory washer 22	
5	1	830-0500005	直接头	Bolt joint	
6	1	830-0503000	推土阀	Dozer valve	
7	3	GB/T 97.1	垫圈6	Washer 6	Zn.D
8	3	GB/T 93	垫圈6	Washer 6	Zn.D
9	3	GB/T 5783A	螺栓M6×55	Bolt M6×55	8.8-Zn.D
10	1	835-0500009	直接头	Bolt joint	

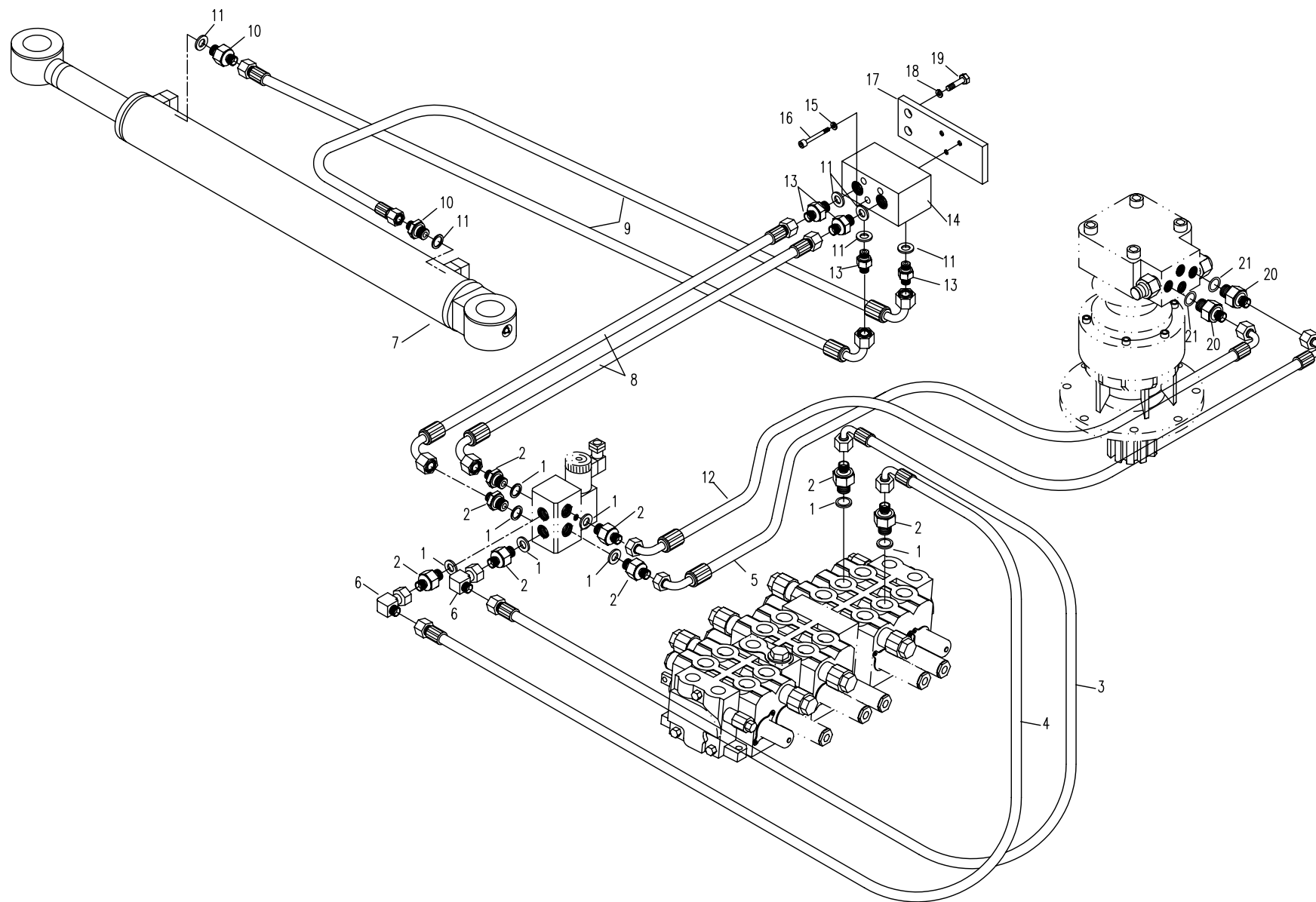
05.9.1 平台部分的液压系统 9(适用835机型) HYDRAULIC SYSTEM FOR PLATFORM 9(APPLY TO 835 TYPE)



05.10.1 平台部分的液压系统 8 (适用828、828A机型) HYDRAULIC SYSTEM FOR PLATFORM 8 (APPLY TO 828,828A TYPE)

序号 No.	数量 Quantity	代号 Code	名称 Description		备注 Remark
1	8	ISO 286	组合垫圈22	Conbinatory washer 22	
2	8	820-0500023	直接头	Bolt joint	
3	1	835-0523000	胶管总成	Rubber pipe assembly	
4	1	830D-0512000	胶管总成	Rubber pipe assembly	
5	1	835-0539000	胶管总成	Rubber pipe assembly	
6	2	818B-0500063	90°弯接头	Square joint	
7	1	835-0532000	偏转油缸	deflexion cylinder assembly	
8	2	835-0513000	胶管总成	Rubber pipe assembly	
9	2	835-0519000	胶管总成	Rubber pipe assembly	
10	2	830E-0526000	单向节流阀	Unilateral throttle	
11	6	ISO 286	组合垫圈18	Conbinatory washer 18	
12	1	835-0538000	胶管总成	Rubber pipe assembly	
13	4	820-0500031	直接头	Bolt joint	
14	1	830-0504000	液压锁BYX-95	Hydraulic lock	
15	3	GB/T93	垫圈6	washer 6	Zn.D
16	3	GB/T70.1	螺钉 M6x45	Bolt M6x45	8.8-Zn.D
17	1	835-0500013	液压锁支架	Hydraulic lock bracket	
18	2	GB/T 93	垫圈8	Washer 8	Zn.D
19	2	GB/T5783A	螺栓M8×30	Bolt M8×30	8.8-Zn.D
20	2	820-0500041	直接头	Bolt joint	
21	2	N552-90	O形密封圈13.8x2.4	“O” seal ring13.8x2.4	丁腈橡胶

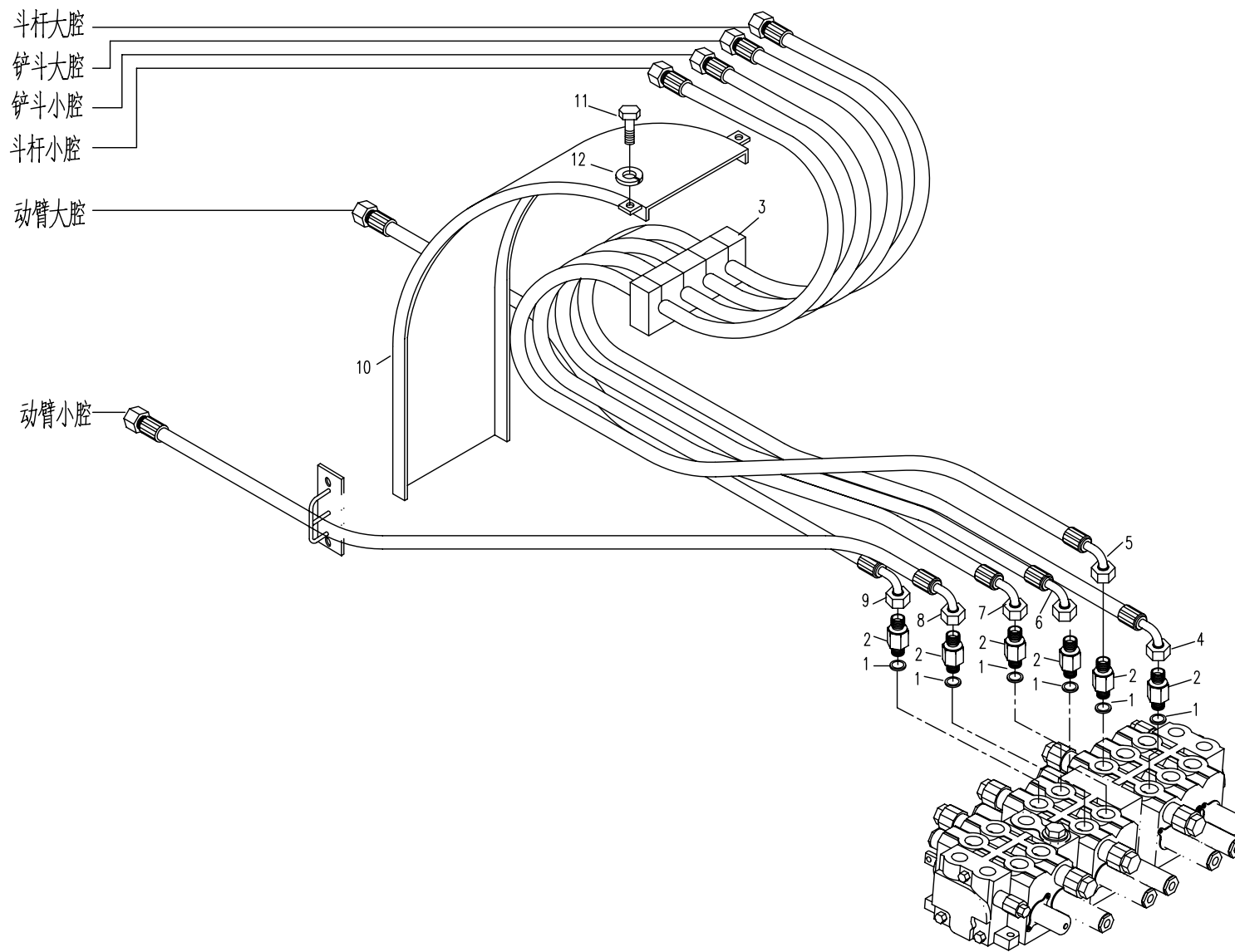
05.10.1 平台部分的液压系统10(适用835机型) HYDRAULIC SYSTEM FOR PLATFORM 10 (APPLY TO 835 TYPE)



05.11.1 平台部分的液压系统 12 (适用835机型) HYDRAULIC SYSTEM FOR PLATFORM 12(APPLY TO 835 TYPE)

序号 No.	数 量 Quantity	代 号 Code	名 称 Description		备 注 Remark
1	6	ISO 286	组合垫圈22	Combinatory washer 22	
2	6	820-0500008	直接头	Bolt joint	
3	1	830E-0500059	橡胶管夹	Pipe clamp	
4	1	835-0535000	胶管总成	Rubber pipe assembly	
5	1	835-0527000	胶管总成	Rubber pipe assembly	
6	1	835-0529000	胶管总成	Rubber pipe assembly	
7	1	835-0528000	胶管总成	Rubber pipe assembly	
8	1	835-0526000	胶管总成	Rubber pipe assembly	
9	1	835-0536000	胶管总成	Rubber pipe assembly	
10	1	815-0501000	盖板	Cover plate	
11	2	GB/T 5783A	螺栓M6×20	Bolt M6×20	8.8-Zn.D
12	2	GB/T 93	垫圈6	Washer 6	

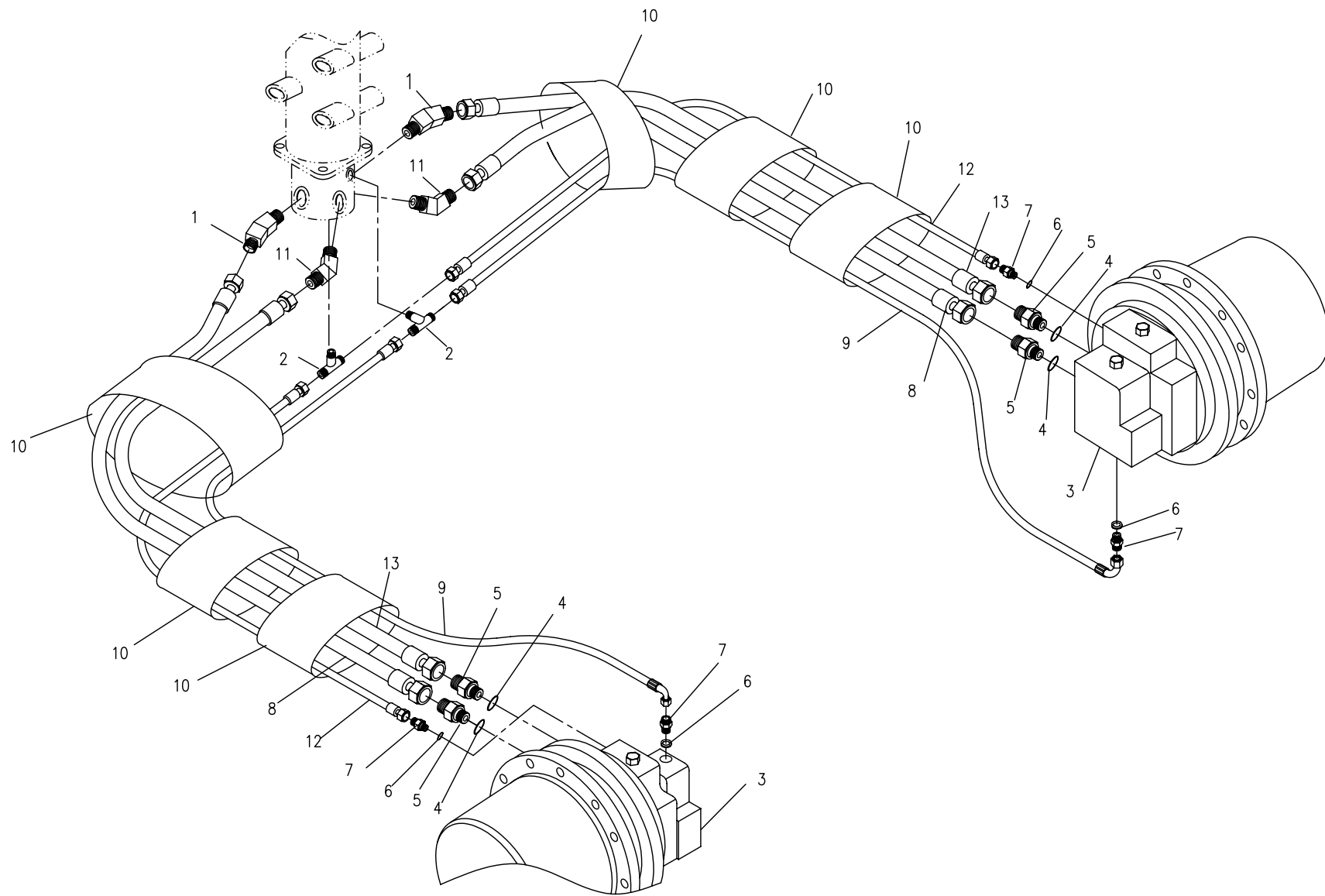
05.11.1 平台部分的液压系统11(适用835机型) HYDRAULIC SYSTEM FOR PLATFORM 11 (APPLY TO 835 TYPE)



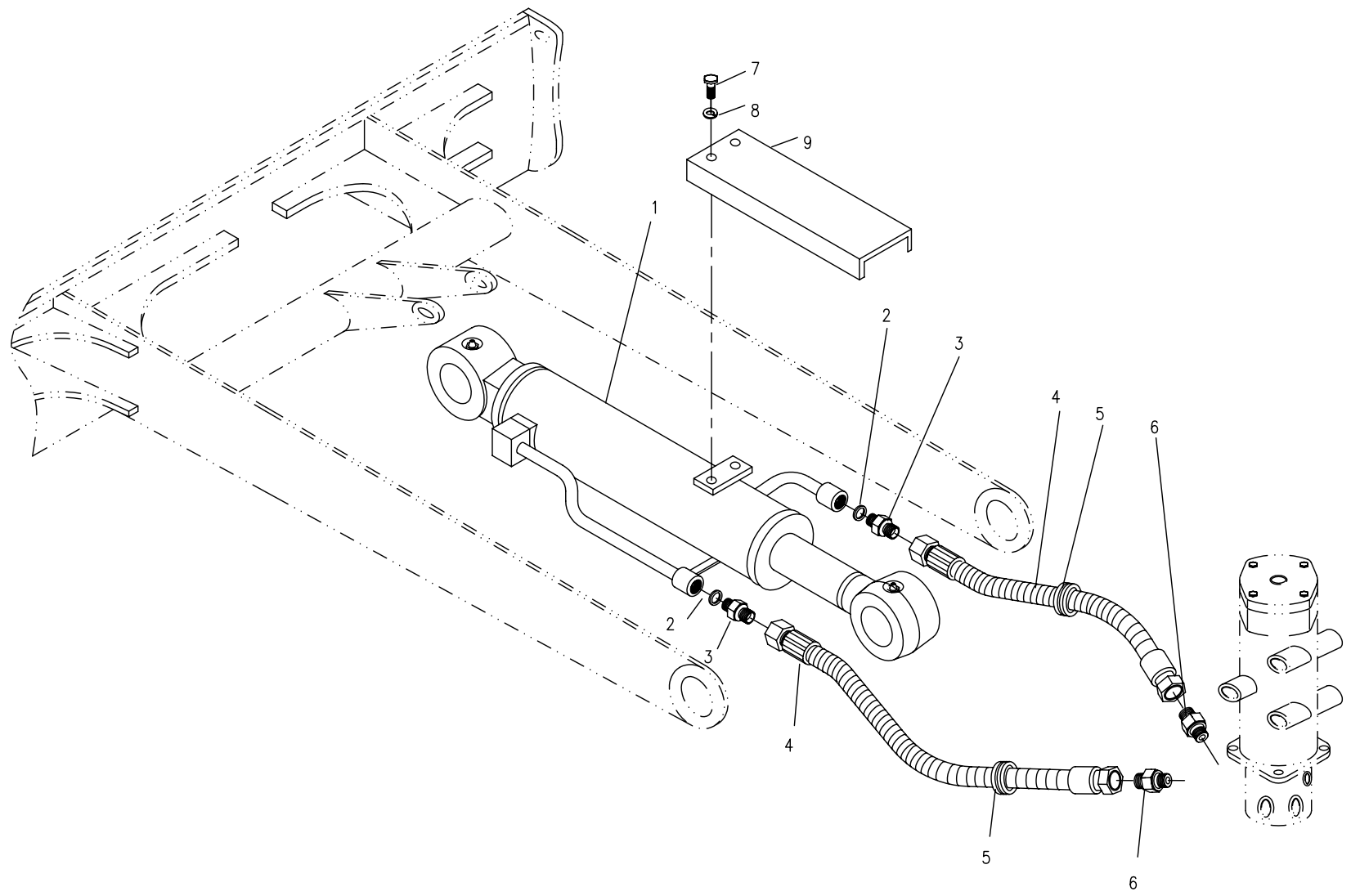
75.1.1 底盘部分的液压系统 1(适用835机型) HYDRAULIC SYSTEM FOR CHASSIS 1(APPLY TO 835 TYPE)

序号 No.	数 量 Quantity	代 号 Code	名 称 Description		备 注 Remark
1	2	835-7500001	弯头接头	Elbow joint	
2	2	820-7500007	三通接头	Tee joint	
3	2	830D-7501000	行走马达	Traveling motor	
4	4		O形密封圈17.8X2.4	"O" seal ring 17.8X2.4	丁腈橡胶
5	4	850-0500005	直接头	Bolt joint	
6	4		O形密封圈10.8X2.4	"O" seal ring 10.8X2.4	丁腈橡胶
7	4	820-7500009	直接头	Bolt joint	
8	2	835-7502000	胶管总成	Rubber pipe assembly	
9	2	835-7505000	胶管总成	Rubber pipe assembly	
10	6	820-7500006	保护套	Protccive bush	
11	4	820-7500008A	弯头接头	Elbow joint	
12	2	835-7504000	胶管总成	Rubber pipe assembly	
13	2	835-7503000	胶管总成	Rubber pipe assembly	

75.1.1 底盘部分的液压系统 1(适用835机型) HYDRAULIC SYSTEM FOR CHASSIS 1(APPLY TO 835 TYPE)



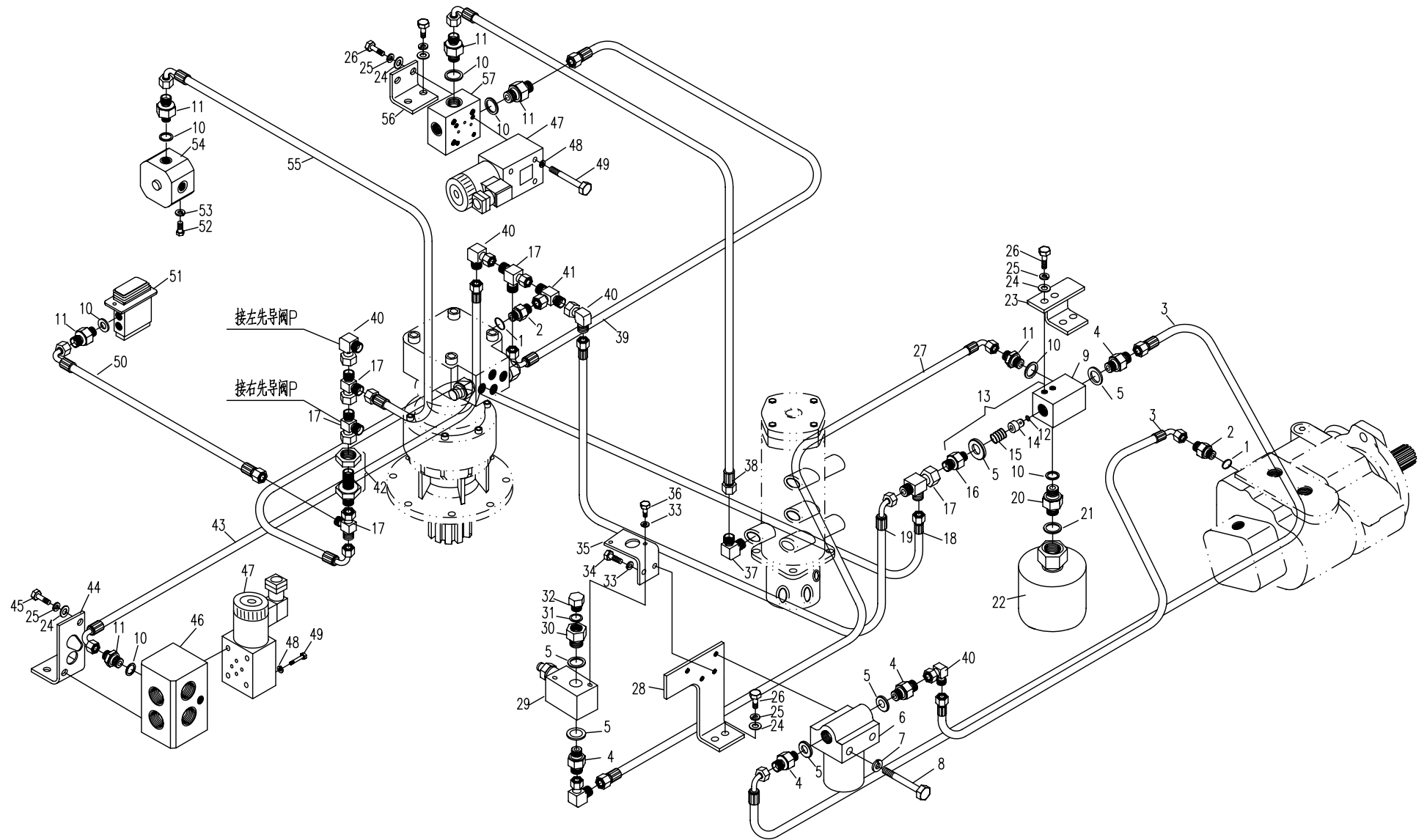
75.2.1 底盘部分的液压系统 2(适用835机型) HYDRAULIC SYSTEM FOR CHASSIS 2(APPLY TO 835 TYPE)



85.1.1 先导部分液压系统1 (适用835机型) HYDRAULIC SYSTEM FOR PILOT PART 1(APPLY TO 835 TYPE)

序号 No.	数量 Quantity	代号 Code	名称 Description	备注 Remark
1	2	N552-90	O形密封圈10.8x2.4	“O”seal ring10.8x2.4 丁腈橡胶
2	2	855-7500002	直接头	Bolt joint
3	2	801-8507000	胶管总成	Rubber pipe assembly
4	4	820-0500003	直接头	Bolt joint
5	5	ISO 286	组合垫圈18	Combinatory washer 18
6	1	820-8514000	滤油器	Oil filter 见85.5.1
7	1	830B-8504001	单向阀体	Valve body
8	2	GB/T 93	垫圈6	Washer 6 Zn.D
9	2	GB/T 5783A	螺栓M6×90	Bolt M6×90 8.8-Zn.D
10	6	ISO 286	组合垫圈14	Combinatory washer 14
11	6	820-8500004	直接头	Bolt joint
12	1	N552-90	O形密封圈6.5x1.5	“O”seal ring6.5x1.5 丁腈橡胶
13	1	830B-8504000	单向阀	Valve
14	1	830B-8504002	阀芯	Valve core
15	1	830B-8504004	弹簧	Spring
16	1	830B-8504003	直接头	Bolt joint
17	5	850-8502000	三通接头	Tee joint
18	1	850-8516000	胶管总成	Rubber pipe assembly
19	1	838A-8521000	胶管总成	Rubber pipe assembly
20	1	830B-8500003	直接头	Bolt joint
21	1	ISO 286	组合垫圈22	Combinatory washer 22
22	1	820-8544000	蓄能器	Accumulator
23	1	835-8500015	安装板	Bracket
24	15	GB/T 97.1	垫圈8	Washer 8 Zn.D
25	15	GB/T 93	垫圈8	Washer 8 Zn.D
26	11	GB/T 5783A	螺栓M8×20	Bolt M8×20 8.8-Zn.D
27	1	850-8511000	胶管总成	Rubber pipe assembly
28	1	835-8500011	安装板	Bracket

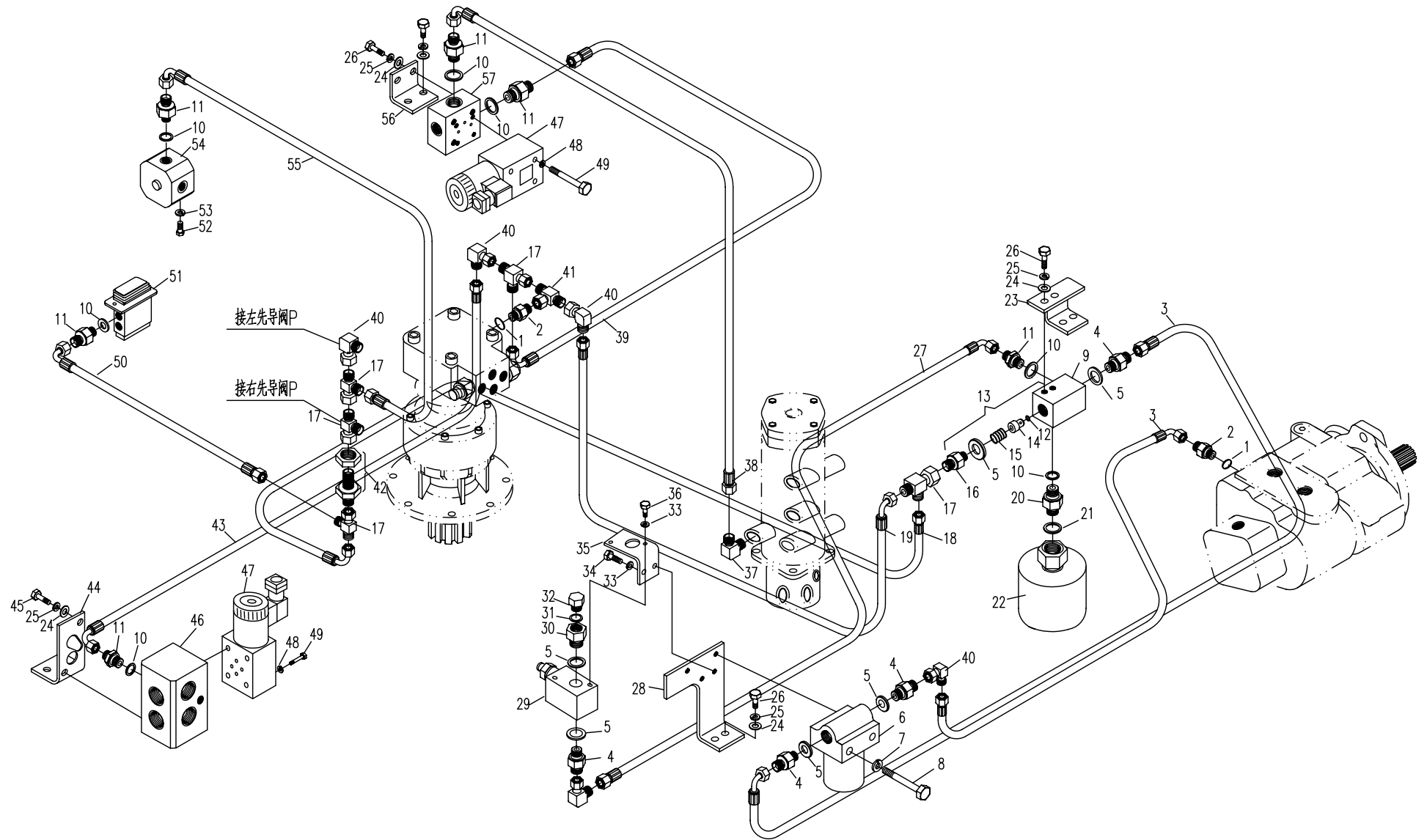
85.1.1 先导部分液压系统1(适用835机型)HYDRAULIC SYSTEM FOR PILOT PART 1(APPLY TO 835TYPE)



85.1.1 先导部分液压系统1 (适用835机型) HYDRAULIC SYSTEM FOR PILOT PART 1(APPLY TO 835 TYPE)

序号 No.	数量 Quantity	代号 Code	名称 Description		备注 Remark
29	1	830D-8525000	安全阀	Safe valve	
30	1	830B-8500004	直接头	Bolt joint	
31	1	ISO 286	组合垫圈10	Combinatory washer 10	
32	1	820-0500004	螺塞	Plug	
33	4	GB/T93	垫圈6	Washer 6	Zn.D
34	2	GB/T 70.1	螺钉M6x16	Bolt M6×16	8.8-Zn.D
35	1	835-8500012	安装板	Bracket	
34	2	GB/T 70.1	螺钉M6x45	Bolt M6×45	8.8-Zn.D
35	1	820-8500006	直角接头	Square joint	
38	1	835-8511000	胶管总成	Rubber pipe assembly	
39	1	850-8537000	胶管总成	Rubber pipe assembly	
40	4	810M-0500003	直角接头	Square joint	
41	1	850-8501000	三通接头	Tee joint	
42	1	810N-7502000	直接头	Bolt joint	
43	1	830D-7506000	胶管总成	Rubber pipe assembly	
44	1	835-0500012	安装板	Bracket	
45	4	GB/T 5783A	螺栓M8×30	Bolt M8×30	8.8-Zn.D
46	1	T0308-01000	两位六通换向阀	Reversing valve	
47	2	T0309-01000	电磁阀	Solenoid valve	
48	8	GB/T93	垫圈5	Washer 5	Zn.D
49	8	GB/T70.1	螺钉 M5x50	Bolt M5x50	8.8-Zn.D
50	1	835-8502000	胶管总成	Rubber pipe assembly	
51	1	860A-8535100	推土先导阀	Dozer pilot valve	
52	2	GB/T 93	垫圈6	Washer 6	Zn.D
53	2	GB/T 5783A	螺栓M6×15	Bolt M6×15	8.8-Zn.D
54	1	830-8505000	转阀	Turning valve	
55	1	835-8501000	胶管总成	Rubber pipe assembly	
56	1	818P-0500001	安装板	Bracket	
57	1	T0307-01000	阀块	Valve	

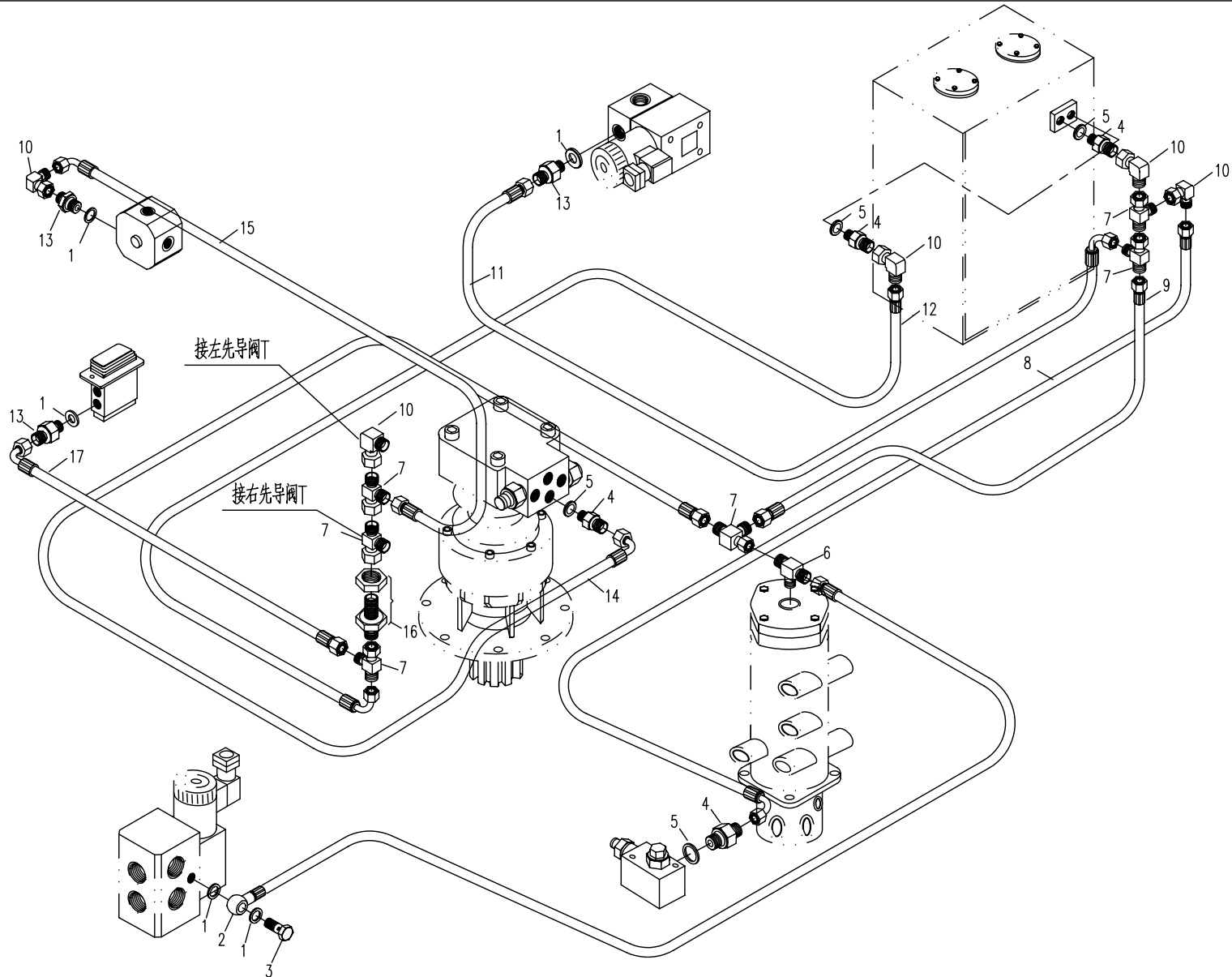
85.1.1 先导部分液压系统1(适用835机型)HYDRAULIC SYSTEM FOR PILOT PART 1(APPLY TO 835TYPE)



85.2.1 先导部分液压系统1 (适用835机型) HYDRAULIC SYSTEM FOR PILOT PART 2(APPLY TO 835 TYPE)

序号 No.	数量 Quantity	代号 Code	名称 Description		备注 Remark
1	5	ISO 286	组合垫圈14	Conbinatory washer 14	
2	1	835-8551000	胶管总成	Rubber pipe assembly	
3	1	810-0500017A	铰接头	Hinge joint	
4	4	820-0500003	直接头	Bolt joint	
5	4	ISO 286	组合垫圈18	Conbinatory washer 18	
6	1	820-0500001	三通接头	Tee joint	见85.5.1
7	6	850-8502000	三通接头	Tee joint	
8	1	830D-8504000	胶管总成	Rubber pipe assembly	
9	1	835-8506000	胶管总成	Rubber pipe assembly	
10	5	810M-0500003	直角接头	Square joint	
11	1	830D-8509000A	胶管总成	Rubber pipe assembly	
12	1	835-8509000	胶管总成	Rubber pipe assembly	
13	3	820-8500003	直接头	Bolt joint	
14	1	830D-7506000	胶管总成	Rubber pipe assembly	
15	1	835-8516000	胶管总成	Rubber pipe assembly	
16	1	850D-8500002	直角接头	Square joint	
17	1	835-8502000	胶管总成	Rubber pipe assembly	
18	2	870-8500013	直角接头	Square joint	

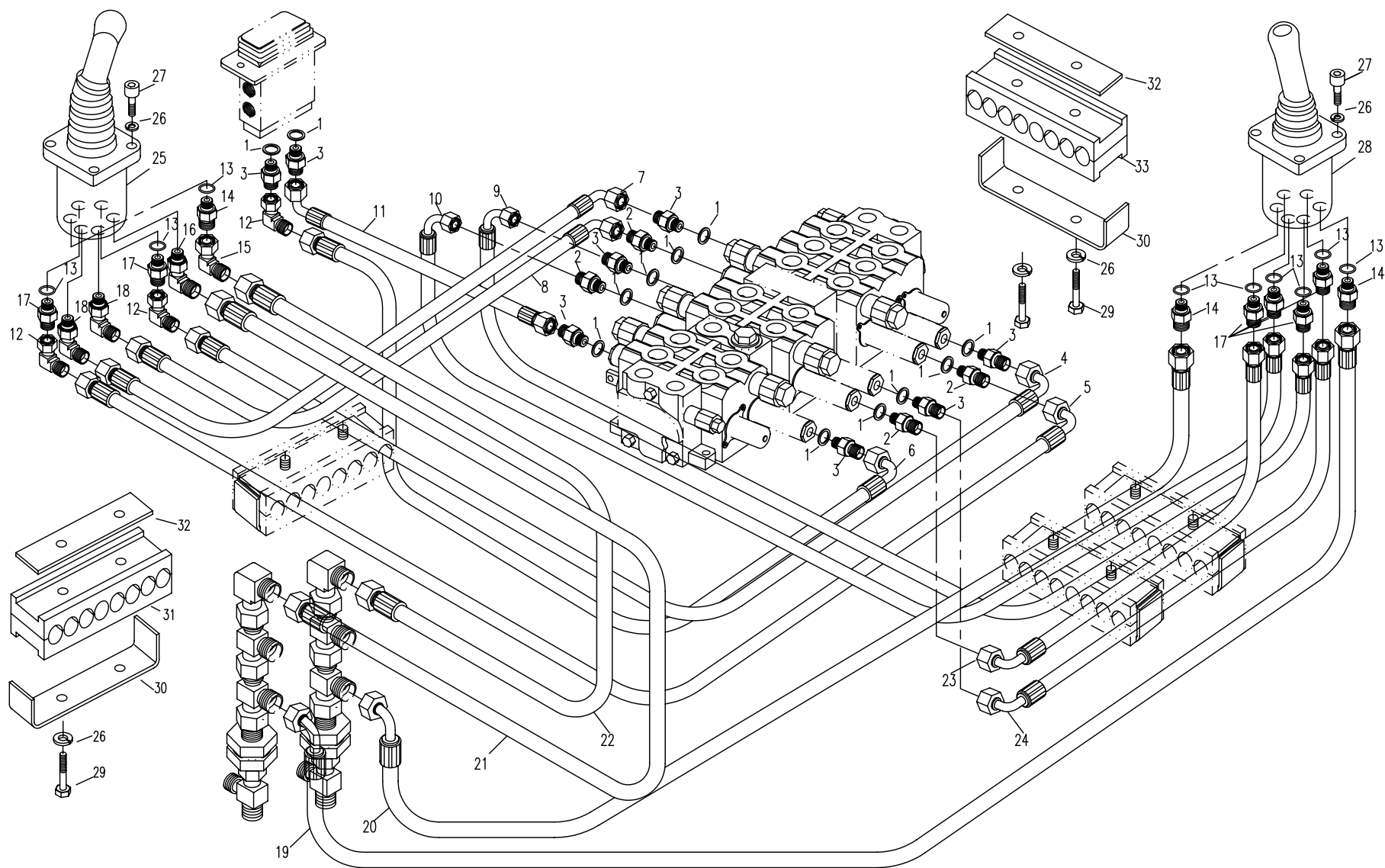
85.2.1 先导部分液压系统1(适用835机型)HYDRAULIC SYSTEM FOR PILOT PART 2(APPLY TO 835 TYPE)



85.3.1 先导部分液压系统3 (适用835机型) HYDRAULIC SYSTEM FOR PILOT PART 3(APPLY TO 835 TYPE)

序号 No.	数量 Quantity	代号 Code	名称 Description		备注 Remark
1	12	ISO 286	组合垫圈14	Combinatory washer 14	
2	4	820-8555000A	单向节流阀	Unilateralism throttle	
3	6	820-8500003	直接头	Bolt joint	
4	1	835-8521000	胶管总成	Rubber pipe assembly	
5	1	835-8522000	胶管总成	Rubber pipe assembly	
6	1	835-8504000A	胶管总成	Rubber pipe assembly	
7	1	835-8524000	胶管总成	Rubber pipe assembly	
8	1	835-8522000	胶管总成	Rubber pipe assembly	
9	1	835-8525000	胶管总成	Rubber pipe assembly	
10	1	835-8526000	胶管总成	Rubber pipe assembly	
11	1	835-8505000A	胶管总成	Rubber pipe assembly	
12	2	810M-0500002	直角接头	Square joint	
13	9	N552-90	O形密封圈10.8X2.4	“O”seal ring10.8X2.4	丁腈橡胶
14	3	855-7500002	直接头	Bolt joint	
15	1	810M-0500003	直角接头	Square joint	
16	1	850D-8500002	直角接头	Square joint	
17	6	860A-8500003	直接头	Bolt joint	
18	2	870-8500013	直角接头	Square joint	
19	1	835-8508000	胶管总成	Rubber pipe assembly	
20	1	835-8518000	胶管总成	Rubber pipe assembly	
21	1	835-8515000	胶管总成	Rubber pipe assembly	
22	1	835-8512000	胶管总成	Rubber pipe assembly	
23	1	835-8527000	胶管总成	Rubber pipe assembly	
24	1	835-8528000	胶管总成	Rubber pipe assembly	
25	1	T0301-01000	左先导阀	Left pilot valve	
26	10	GB/T 93	垫圈6	Washer 6	Zn.D
27	4	GB/T 70.1	螺钉M6X25	Bolt M6X25	8.8-Zn.D
28	1	T0301-02000	右先导阀	Left pilot valve	

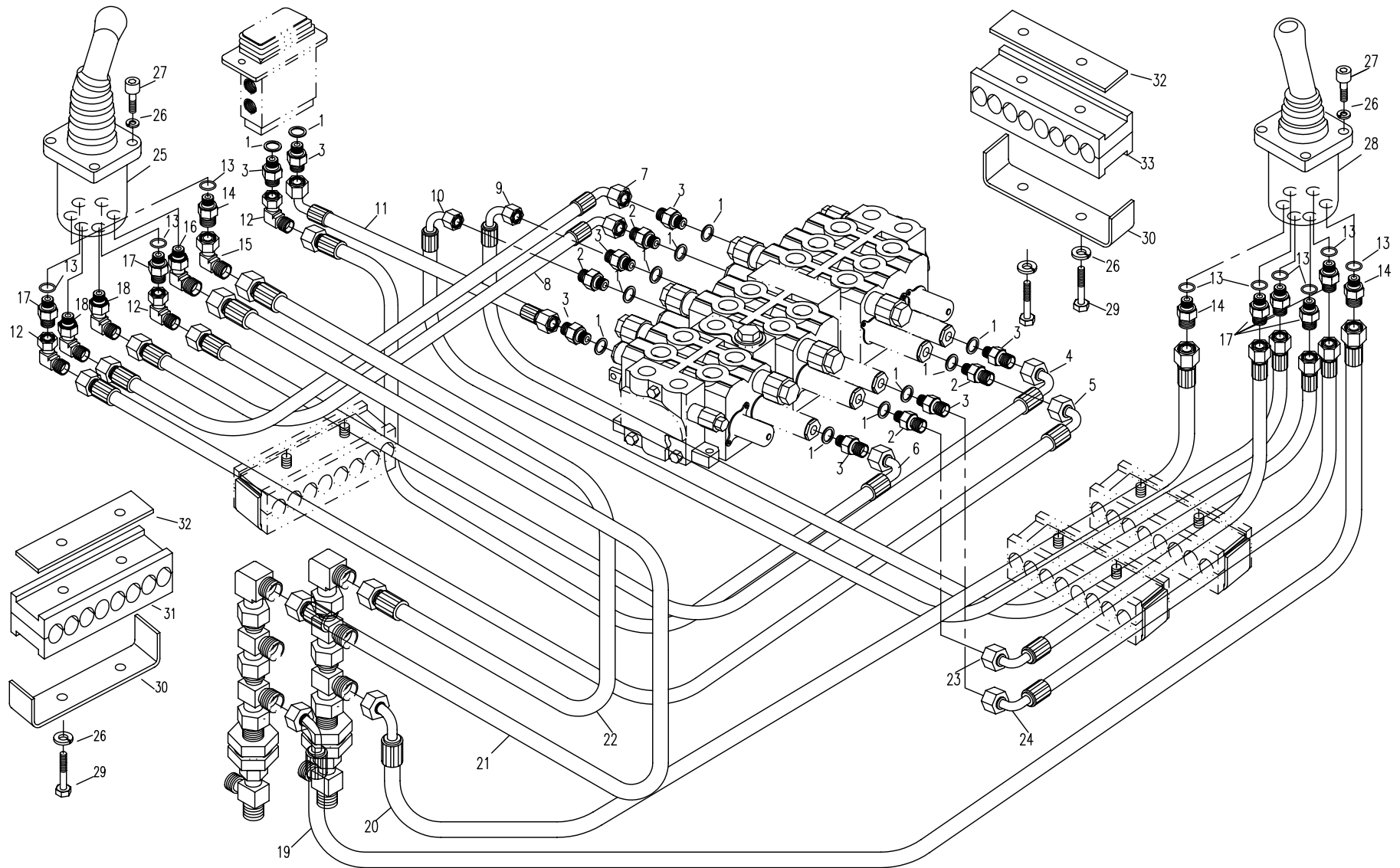
85.3.1 先导部分液压系统3(适用835机型) HYDRAULIC SYSTEM FOR PILOT PART 3(APPLY TO 835 TYPE)



85.3.1 先导部分液压系统3 (适用835机型) HYDRAULIC SYSTEM FOR PILOT PART 3(APPLY TO 835 TYPE)

序号 No.	数量 Quantity	代号 Code	名称 Description	备注 Remark	
29	6	GB/T 5783A	螺栓M6X60	Bolt M6X60	8.8-Zn.D
30	2	835-8500008	管夹	Pipe clamp	
31	2	835-8500007	橡胶管夹	Rubber-pipe clamp	
32	3	818B-0500027	垫板	Mat	
33	1	835-8500006	橡胶管夹	Rubber-pipe clamp	

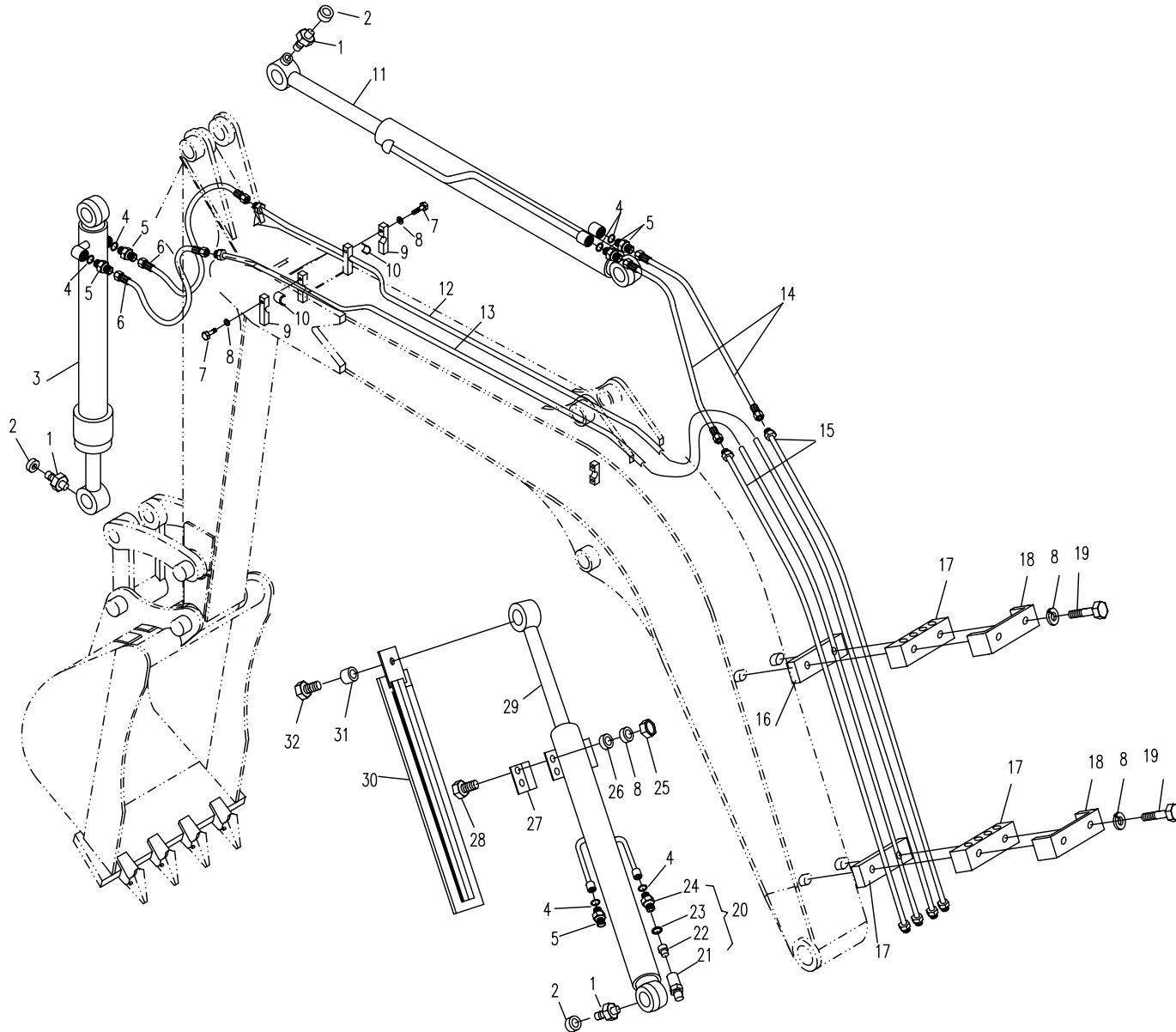
85.3.1 先导部分液压系统3(适用835机型) HYDRAULIC SYSTEM FOR PILOT PART 3(APPLY TO 835 TYPE)



95.1.1 工作装置的液压系统1(适用835机型) HYDRAULIC SYSTEM FOR WORKING EQUIPMENT 1 (APPLY TO 835 TYPE)

序号 No.	数量 Quantity	代号 Code	名称 Description		备注 Remark
1	6	GB/T 7940.1	油杯M8×1	Grease Cup M8×1	Zn.D
2	6	820-9500008	油杯罩盖	Grease Cup cover	
3	1	835-9501000	铲斗油缸	Bucket cylinder	
4	6	N552-90	O形密封圈17.8x2.4	“O”seal ring17.8X2.4	
5	5	850-0500005	直接头	Bolt joint	
6	2	830D-9503000	胶管总成	Rubber pipe assembly	
7	2	GB/T 5783A	螺栓M8×30	Bolt M8×30	8.8-Zn.D
8	10	GB/T 93	垫圈8	Washer 8	Zn.D
9	2	820-9500003	管夹	Pipe clamp	
10	2	820-9500004	胶垫	Rubber spacer	
11	1	830D-9505000	斗杆油缸	Arm cylinder	
12	1	835-9512000	钢管总成	Steel pipe assembly	
13	1	835-9513000	钢管总成	Steel pipe assembly	
14	2	835-9505000	胶管总成	Rubber pipe assembly	
15	2	830D-9514000	钢管总成	Steel pipe assembly	
16	2	820-9500012	下压板	Lower clamping plate	
17	2	820-9500011	管夹	Pipe clamp	
18	2	820-9500009	上压板	Upper clamping plate	
19	4	GB/T 5783A	螺栓M8×40	Bolt M8×40	8.8-Zn.D
20	1	830D-9530000	单向节流阀	Valve	
21	1	830-9501003	阀体	Valve body	
22	1	830-9501002	阀芯	Valve rod	
23	1	ISO 286	组合垫圈18	Conbinatory washer 18	
24	1	830D-9530001	直接头	Bolt joint	
25	4	GB/T 41	螺母M8	Nut M8	
26	4	GB/T 97.1	垫圈8	Washer 8	
27	2	820-9509001	引导板	Pilot plate	
28	4	GB/T 5783A	螺栓M8×20	Bolt M8×20	8.8-Zn.D

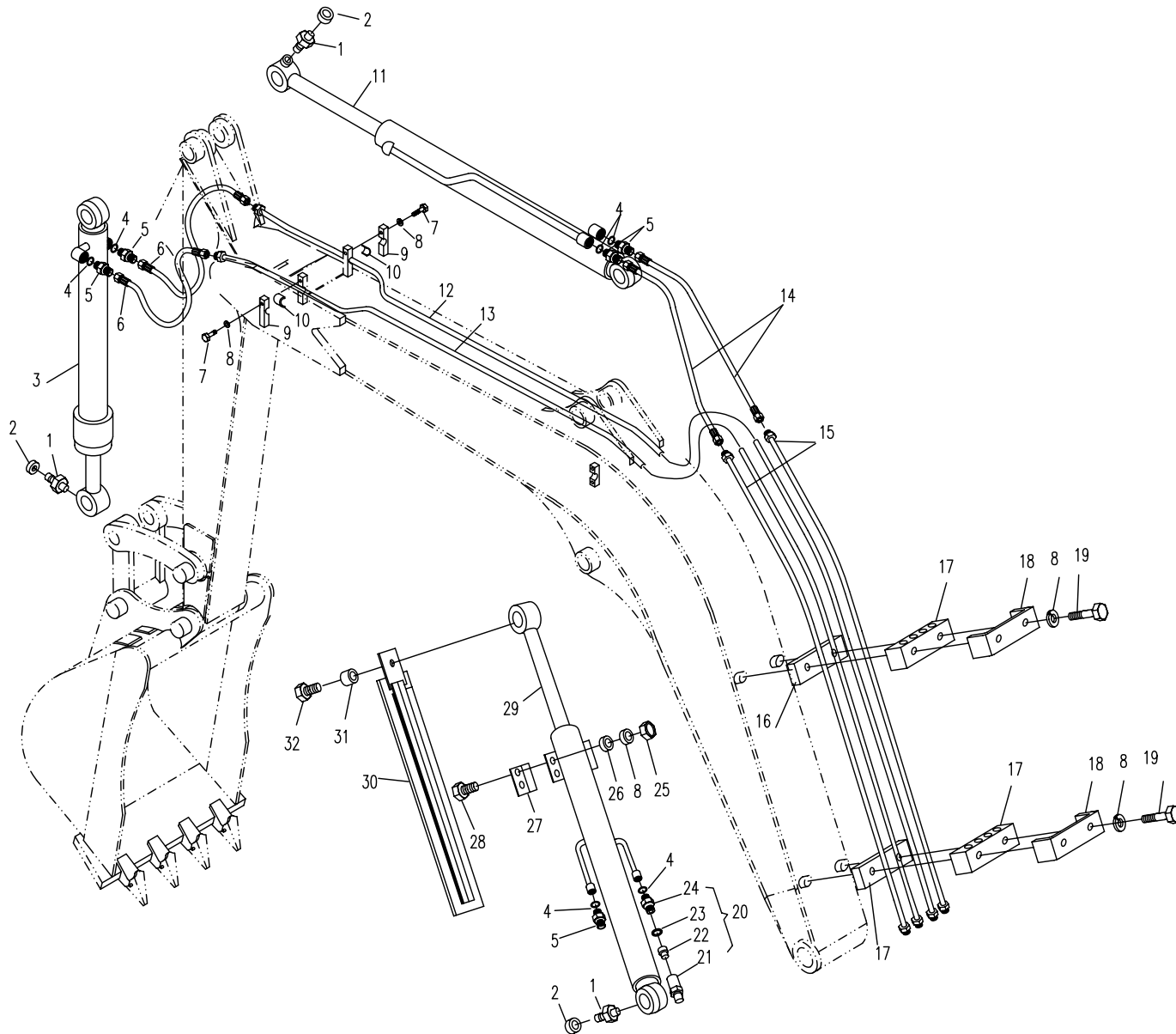
95.1.1 工作装置的液压系统1(适用835机型) HYDRAULIC SYSTEM FOR WORKING EQUIPMENT 1 (APPLY TO 835 TYPE)



95.1.1 工作装置的液压系统1(适用835机型) HYDRAULIC SYSTEM FOR WORKING EQUIPMENT 1 (APPLY TO 835 TYPE)

序号 No.	数量 Quantity	代号 Code	名称 Description		备注 Remark
29	1	820-9509200	动臂油缸	Boom cylinder	
30	1	820-9509100	保护板	Prorective plate	
31	1	GB/T 93	垫圈10	Washer 10	Zn.D
32	1	GB/T 5783A	螺栓M10×20	Bolt M10×20	8.8-Zn.D

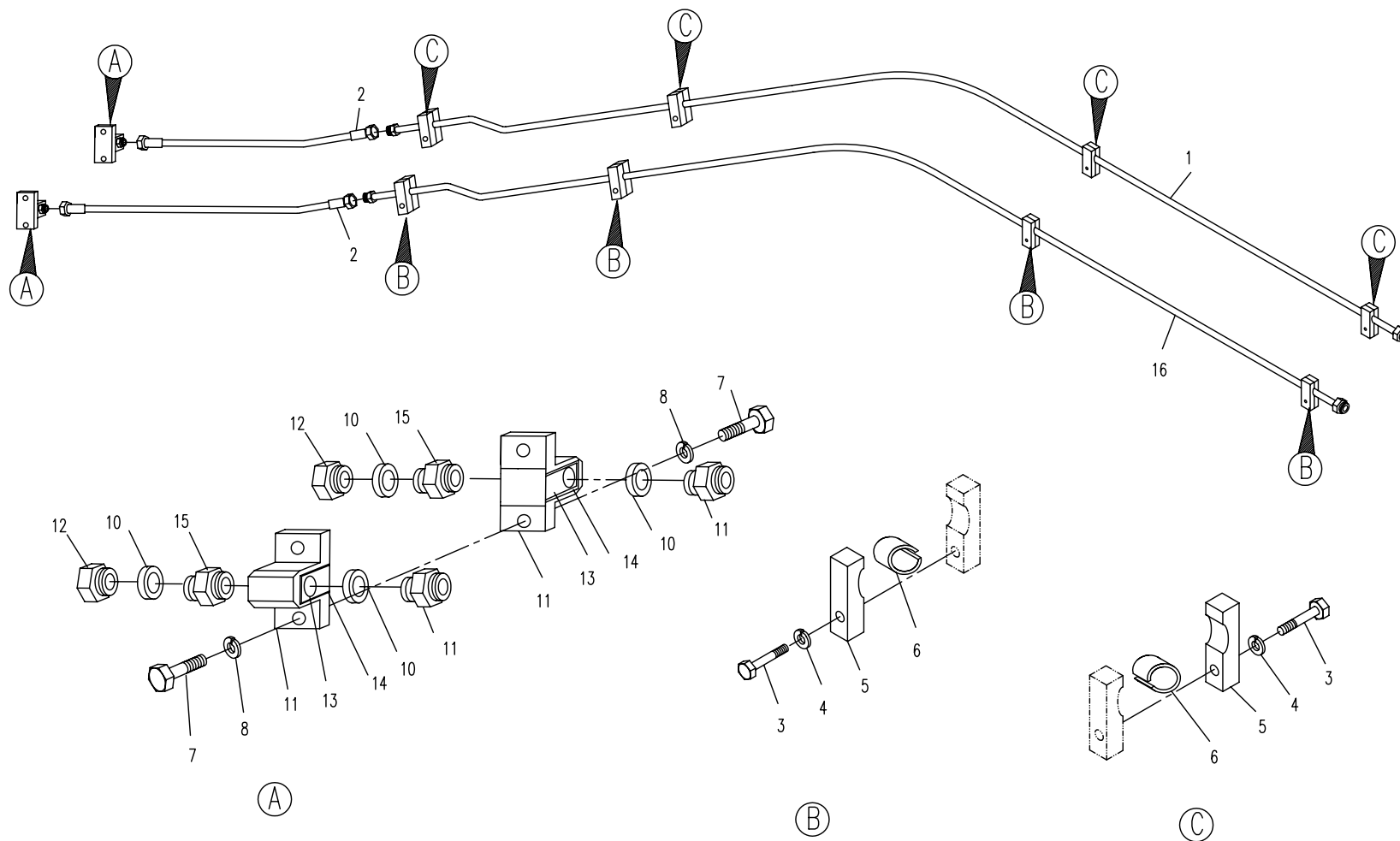
95.1.1 工作装置的液压系统1(适用835机型) HYDRAULIC SYSTEM FOR WORKING EQUIPMENT 1 (APPLY TO 835 TYPE)



95.2.1 工作装置的液压系统2(适用835机型) HYDRAULIC SYSTEM FOR WORKING EQUIPMENT 2 (APPLY TO 835 TYPE)

序号 No.	数量 Quantity	代号 Code	名称 Description		备注 Remark
1	1	835-9506000	左辅助钢管总成	Left-steel pipe assembly	
2	2	830D-9503000	胶管总成	Rubber pipe assembly	
3	8	GB/T 5783A	螺栓M8×35	Bolt M8×35	8.8-Zn.D
4	8	GB/T 93	垫圈8	Washer 8	Zn.D
5	8	820-9500005	管夹	Pipe clamp	
6	8	820-9500006	胶垫	Rubber spacer	
7	4	GB/T 5783A	螺栓M10×20	Bolt M10×20	8.8-Zn.D
8	4	GB/T 93	垫圈10	Washer 10	Zn.D
9	2	830D-9500003	压板	Plank	
10	2	ISO 286	组合垫圈22	Conbinatory washer 22	
11	2	820-7500005	弯头接头	Bolt joint	
12	2	820-9500001	螺塞	Screw plup	
13	2	830D-9501000	转阀	Valve	
14	2	830D-9500004	垫	Rubber mat	
15	2	830D-9500001	直接头	Bolt joint	
16	1	835-9507000	右辅助钢管总成	Right-steel pipe assembly	

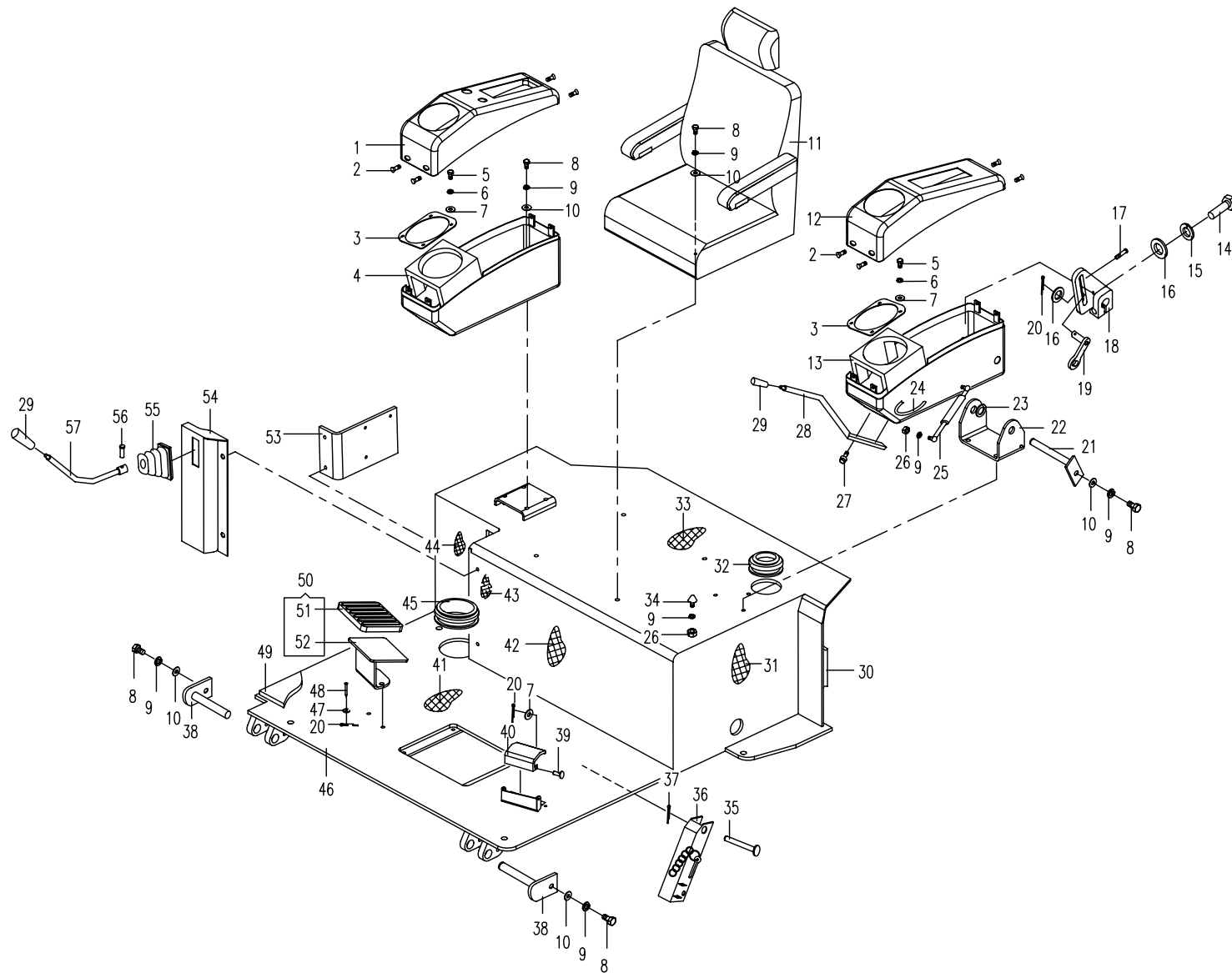
95.2.1 工作装置的液压系统2(适用828,828A机型) HYDRAULIC SYSTEM FOR WORKING EQUIPMENT 2 (APPLY TO 828,828A TYPE)



06.1.1 操纵机构(适用835机型) CONTROL FRAMEWORK (APPLY TO 835 TYPE)

序号 No.	数量 Quantity	代号 Code	名称 Description		备注 Remark
1	1	835-0606000A	右上箱盖	Right upper box cover	
2	8	GB/T 68	开槽沉头螺钉M8×12	Bolt M8×12	8.8-Zn.D
3	2	860-0600004	压板	Press plate	
4	1	835-0605000A	右下箱	Right lower box	
5	8	GB/T 5783A	螺栓M6X12	Bolt M6X12	8.8-Zn.D
6	8	GB/T 93	垫圈 6	Washer 6	Zn.D
7	9	GB/T 97.1	垫圈 6	Washer 6	Zn.D
8	11	GB/T 5783A	螺栓M8X16	Bolt M8X16	8.8-Zn.D
9	13	GB/T 93	垫圈 8	Washer 8	Zn.D
10	11	GB/T 97.1	垫圈 8	Washer 8	Zn.D
11	1	830D-0600024	座椅	Seat	
	1	830D-0600032	座椅	Seat	选装,加宽
12	1	835-0607000A	左上箱盖	Left upper box cover	
13	1	835-0608000A	左下箱	Left lower box	
14	1	GB/T 5783A	螺栓 M10X35	Bolt M10X35	8.8-Zn.D
15	1	GB/T 93	垫圈10	Washer 10	Zn.D
16	1	GB/T 97.1	垫圈10	Washer 10	Zn.D
17	1	GB/T78	螺钉M6X12	Bolt M6X12	8.8-Zn.D
18	1	830D-0616000	后支板	Supporting	
19	1	830D-0615000	安全阀手柄	Handspike of safety valve	
20	20	GB/T91	开口销2×16	Placket pin 2×16	Zn.D
21	1	835-0609000A	固定轴	Fix pin	
22	1	835-0600011A	后支承	Supporting	
23	2	850-0600002	隔垫片	Cushion	
24	1	810A-1500009	胶条	Rubber bar	
25	1	810A-1503000	气弹簧	Gas spring	
26	4	GB/T 6170	螺母M8	Nut M8	8-Zn.D
27	2	GB/T5789	螺栓M6X20	Bolt M6X20	8.8-Zn.D

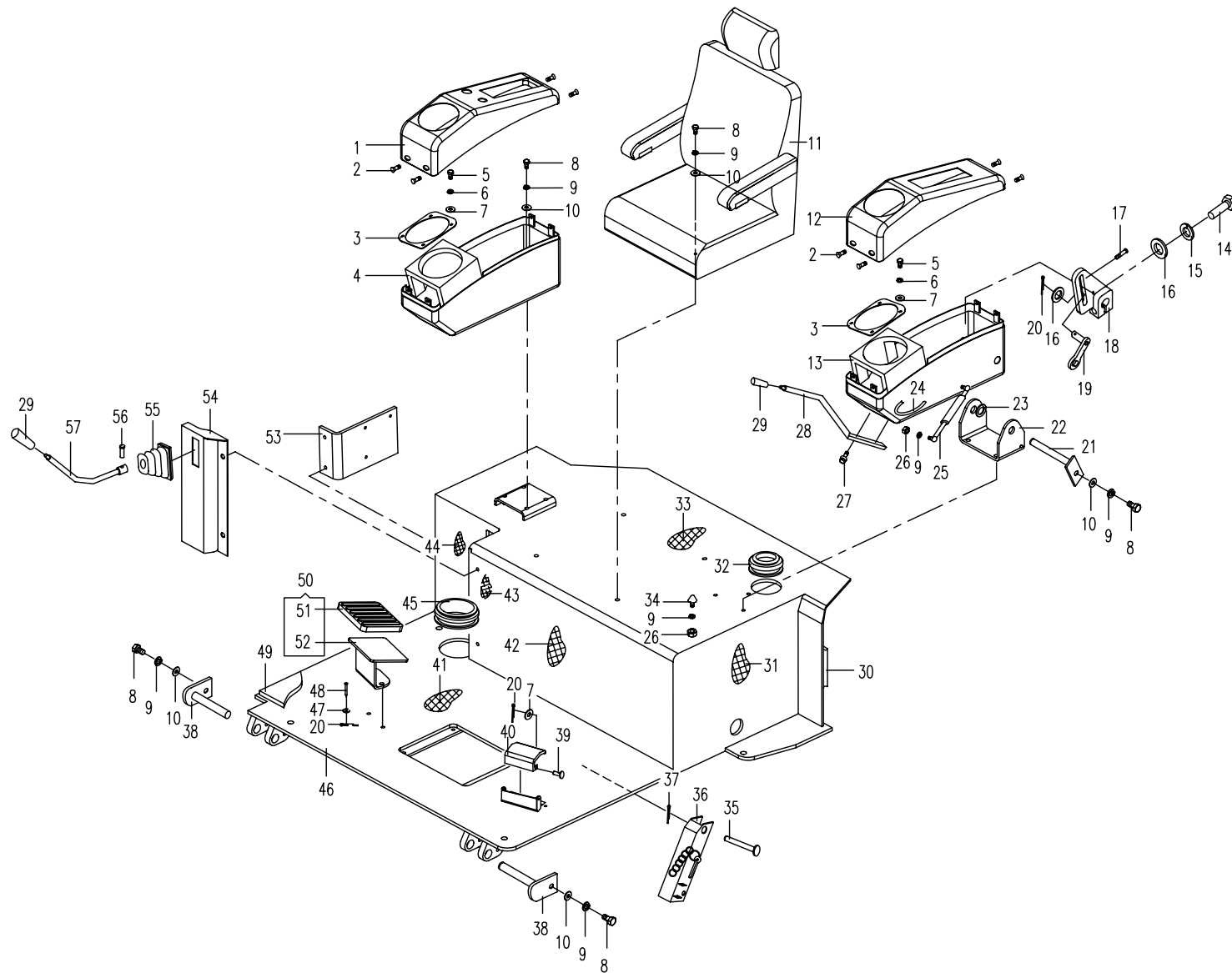
06.1.1 操纵机构(适用835机型) CONTROL FRAMEWORK (APPLY TO 835 TYPE)



06.1.1 操纵机构(适用835机型) CONTROL FRAMEWORK (APPLY TO 835 TYPE)

序号 No.	数量 Quantity	代号 Code	名称 Description	备注 Remark	
28	1	835-0600001A	左箱操纵杆	Joy stick of left box	
29	2	830D-0612000	手柄头	Handle ball	
30	1	835-0600006A	侧海绵	Side sponge	
31	1	835-0600012A	左海绵	Left sponge	
32	1	860E-0600009	中防尘套	Mid dust sleeve	
33	1	835-0600007A	底海绵	Bottom sponge	
34	1	810-1500003	螺钉帽	Cap of bolt	
35	1	835-0600016A	翻转销	Overturn pin	
36	1	835-0611000A	锁定杆	Lock staff	
37	1	GB/T91	开口销4×30	Cotter pin 4X30	Zn.D
38	2	835-0603000A	转轴	Turnning pin	
39	2	GB/T 882	销轴 6X16	Pin 6X16	Zn.D
40	1	830D-0611200	脚踏盖板	Cover board	
41	1	835-0600003A	前底海绵	Front bottom sponge	
42	1	835-0600005A	前海绵	Front sponge	
43	1	835-0600013A	右海绵	Right sponge	
44	1	835-0600014A	右后海绵	Right rear sponge	
45	1	860E-0600008	左防尘套	Left dust sleeve	
46	1	835-0601000A	底板	Motherboard	
47	17	830-1201013	垫片	Washer	
48	17	835-0600004A	销	Pin	
49	1	835-0613000A	地板胶	Rubber floorboard	
50	1	835-0614000A	脚踏板组件	Footplate assembly	
51	1	860E-0613001	橡胶踏	Rubber footplate	
52	1	835-0614010A	脚踏座	Footplate pedestal	
53	1	835-0600008A	阀支撑板	Valve support plate	
54	1	835-0604000A	封板	Cover plate	
55	1	830D-0600037	防尘套	Dust sleeve III	

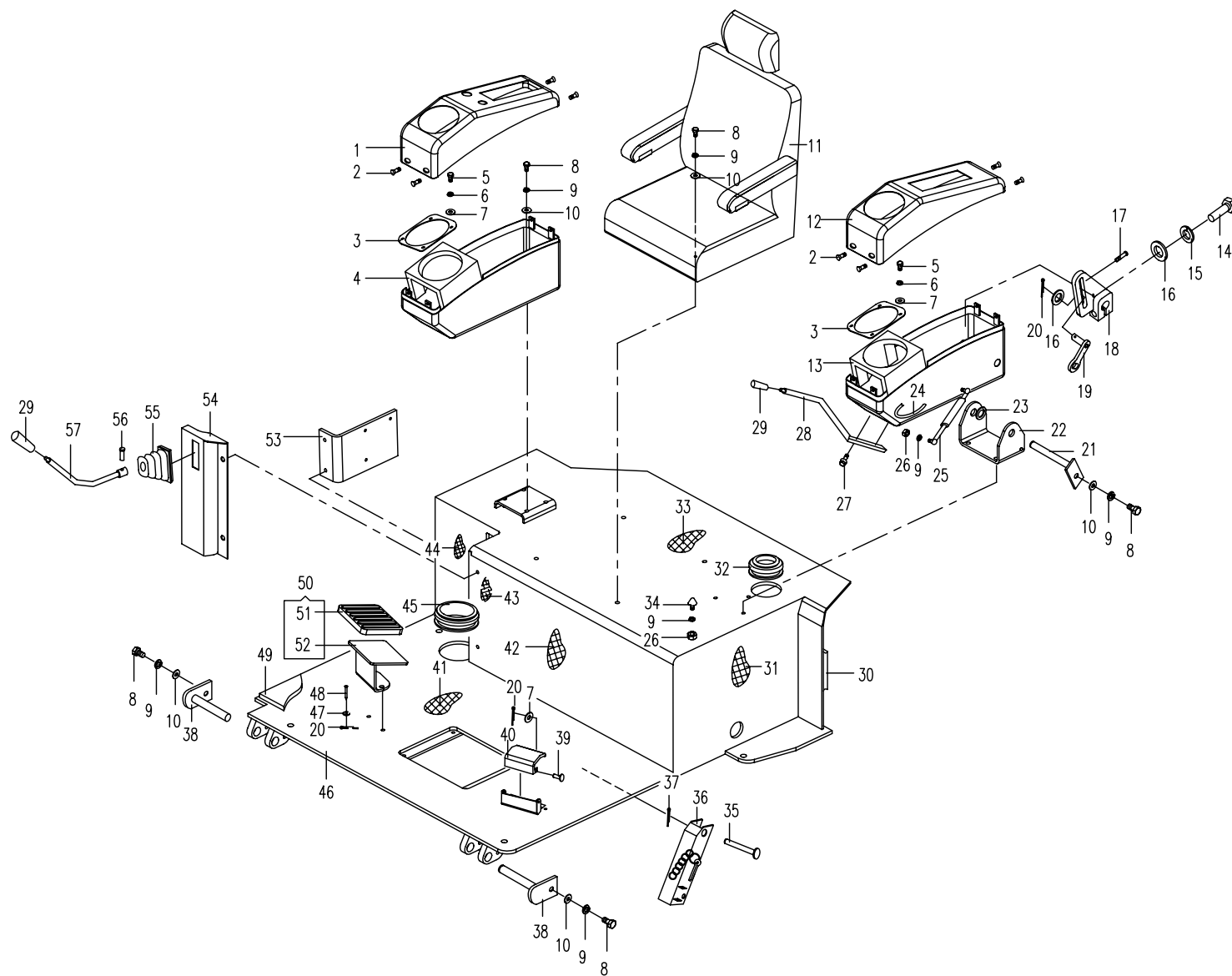
06.1.1 操纵机构(适用835机型) CONTROL FRAMEWORK (APPLY TO 835 TYPE)



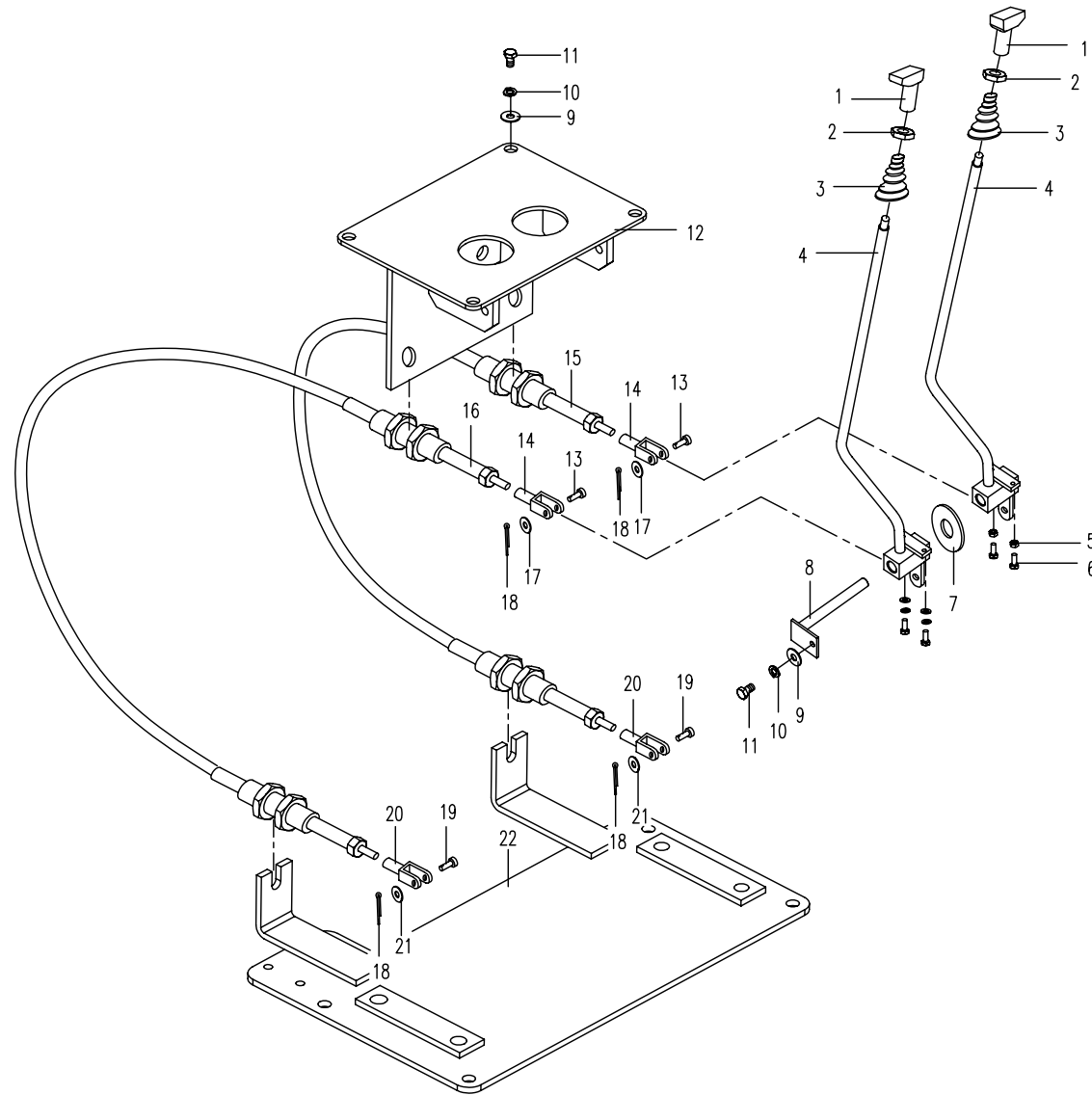
06.1.1 操纵机构(适用835机型) CONTROL FRAMEWORK (APPLY TO 835 TYPE)

序号 No.	数量 Quantity	代号 Code	名 称 Description	备 注 Remark
56	1	835-0600015A	阀销轴	Valve pin
57	1	835-0612000A	推土手柄	Handle of dozer valve

06.1.1 操纵机构(适用835机型) CONTROL FRAMEWORK (APPLY TO 835 TYPE)



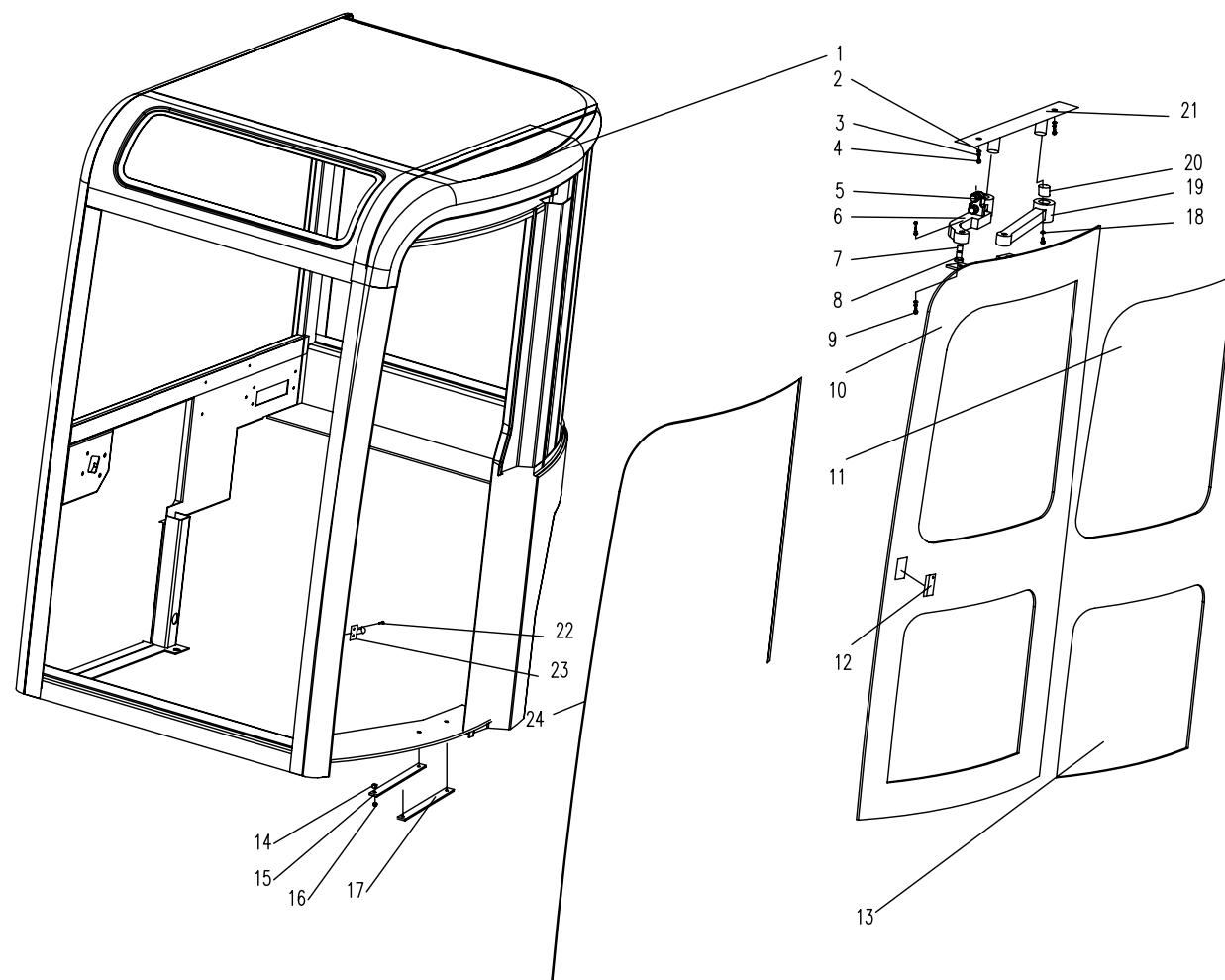
06.2.1 行走操纵(适用835机型) HOOF FRAMEWORK(APPLY TO 835 TYPE)



07.1.1 驾驶室组件1(适用835机型) CAB SUBASSEMBLY 1(APPLY TO 835 TYPE)

序号 No.	数量 Quantity	代号 Code	名称 Description		备注 Remark
1	1	835-0701000	驾驶室主体	Cab main body	
2	2	GB/T 93	垫圈10	Washer 10	
3	2	GB/T 97.1	垫圈10	Washer 10	
4	2	GB/5789	螺栓M10X20	Bolt M10X20	
5	1	835-0713000	滑轮组件	Pulley assembly	
6	1	835-0704000	门上前滑杆	Front-upper slippage pole	
7	2	835-0700016	轴套	Shaft cover	
8	2	835-0700015	固定轴	Fix shaft	
9	1	GB/5789	螺栓M8X16	Bolt M8X16	
10	1	835-0702100	门主体	Door frame assembly	
11	1	835-0702001	门玻璃	Glass of door I	
12	1	835-0702200	门锁组件	Lock of door assembly	
13	1	835-0702002	门玻璃	Glass of door II	
14	2	835-0700013	定位销	Orientation pin	
15	1	835-0700012	门下前滑杆	Front-nether slippage pole	
16	2	GB/T6172.1	六角薄螺母M8	Nut M8	
17	1	835-0700011	门下后滑杆	Rear-nether slippage pole	
18	2	835-0700017	圆垫	Spacer	
19	1	835-0706000	门上后滑杆	Rear-upper slippage pole	
20	2	835-0700018	衬套	Bush	
21	1	835-0705000	门支座	Bracket	
22	2	GB/T68	螺钉M8X16	Bolt M8X16	
23	1	835-0703000	锁销	Lock pin	
24	3.5m	860-0700043	门密封胶条	Rubber seal strip	

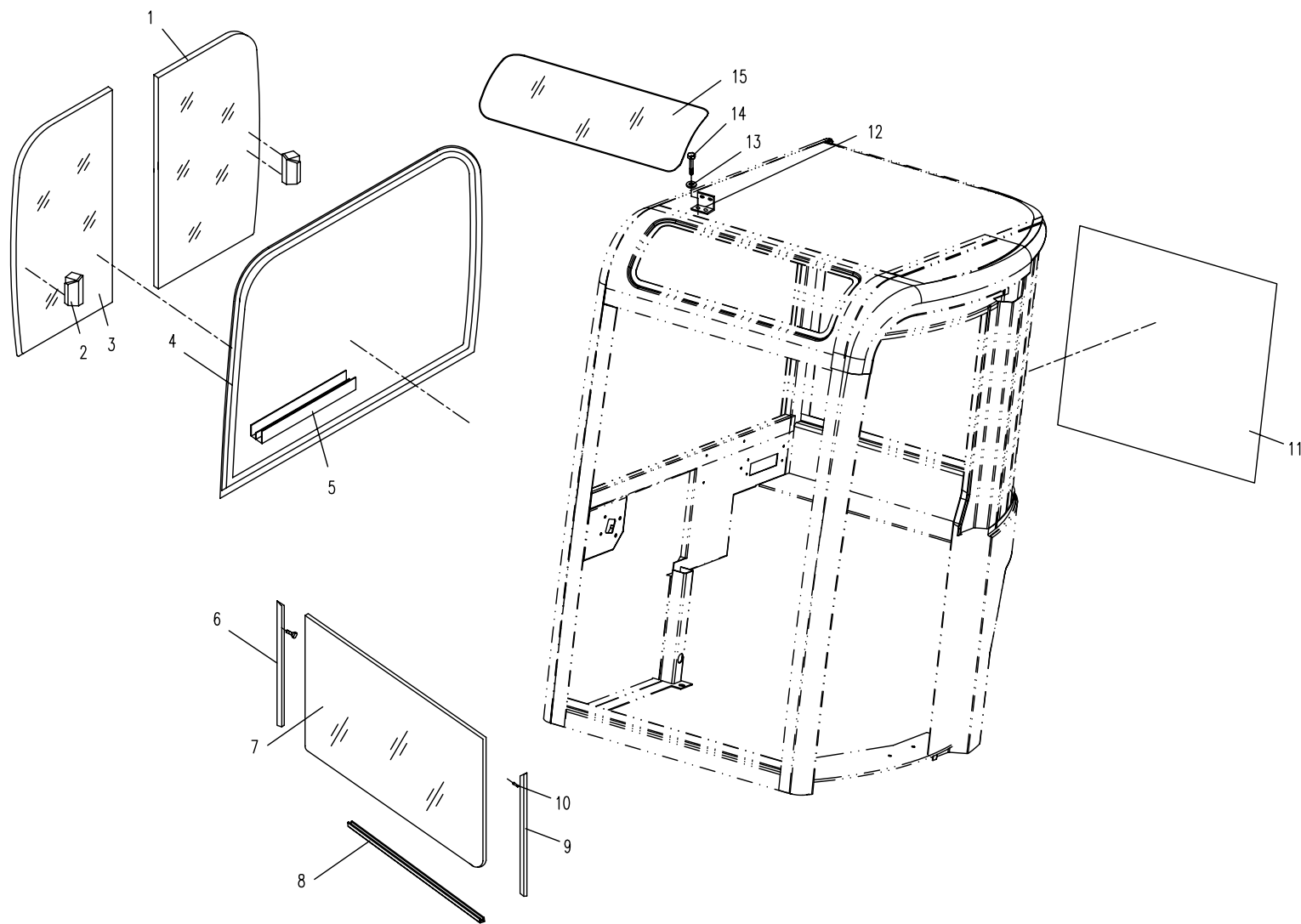
07.1.1 驾驶室组件1(适用835机型) CAB SUBASSEMBLY 1(APPLY TO 835 TYPE)



07.2.1 驾驶室组件2(适用835机型) CAB SUBASSEMBLY 1(APPLY TO 835 TYPE)

序号 No.	数量 Quantity	代号 Code	名称 Description		备注 Remark
1	1	835-0711001	移动窗玻璃	Glass of moving window I	
2	2	820-0706100	锁扣组件	Locking knob assembly	
3	1	835-0711002	移动窗玻璃	Glass of moving window II	
4	1	835-0711010	铝合金外窗	Aluminium-alloy frame	
5	1	820-0706003	密封件	Rubber seal strip	
6	1	835-0700007	左挡板	Left baffle	
7	1	835-0700003	前下窗玻璃	Glass of front-lower window	
8	3M	801-0700016	密封条	Rubber seal strip	
9	6	835-0700014	右挡板	Right baffle	
10	1	GB/T5789	螺栓M6X20	Bolt M6X20	
11	1	835-0700005	后窗玻璃	Glass of rear window	
12	1	818F-0710001A	警示灯支架	Bracket	
13	2	818F-0710002	胶垫	Ruber spacer	
14	2	GB/T5789	螺栓M8X16	Bolt M8X16	
15	1	835-0700002	前顶窗玻璃	Glass of front-tip window	

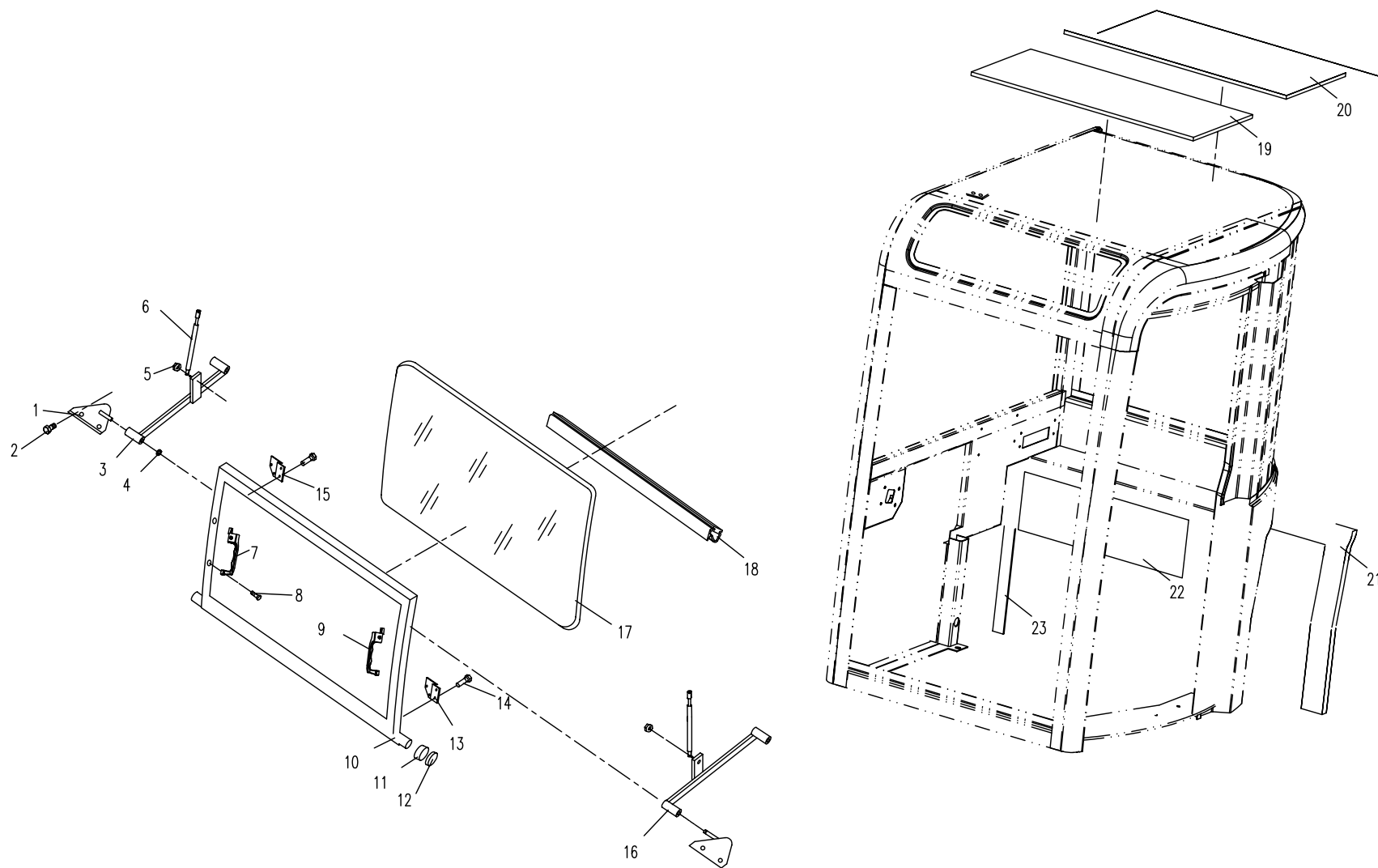
07.2.1 驾驶室组件2(适用835机型) CAB SUBASSEMBLY 2(APPLY TO 835 TYPE)



07.3.1 驾驶室组件1(适用835机型) CAB SUBASSEMBLY 1(APPLY TO 835 TYPE)

序号 No.	数量 Quantity	代号 Code	名称 Description		备注 Remark
1	4	GB/T5789	螺栓M8X16	Bolt M8X16	
2	2	835-0707020	摆杆支架	Bracker	
3	1	835-0712000	翻转窗右摆杆	Left swing pole	
4	2	0412-012-03	挡圈12	Washer 12	
5	2	0303-080-43	锁紧螺母M8	Nut M8	
6	2	835-0700006	气弹簧	Gas spring	
7	1	830D-0700042	右扶手锁	Right lock	
8	4	GB/T70.1	内六角螺钉M6X10	Bolt M6X10	
9	1	830D-0700043	左扶手锁	Left lock	
10	1	835-0707010	翻转窗框	Overturn window frame	
11	2	835-0707002	滑轮	Pulley	
12	2	GB/T 894.1	轴用弹性挡圈10	Washer 10	
13	1	810L-0702200	左导板	Left lead plate	
14	4	GB/T68	螺钉M8X12	Bolt M8X12	
15	1	810L-0702300	右导板	Right lead plate	
16	1	835-0709000	翻转窗左摆杆	Right swing pole	
17	1	835-0707001	翻转窗玻璃	Glass	
18	1	830D-0704003	翻转窗下胶条	Rubber strip	
19	1	835-0700009	顶饰海绵II	Sponge I	
20	1	835-0700008	顶饰海绵I	Sponge II	
21	1	835-0700021	密封条	Rubber seal strip I	
22	1	835-0700023	密封条	Rubber seal strip III	
23	1	835-0700022	密封条	Rubber seal strip II	

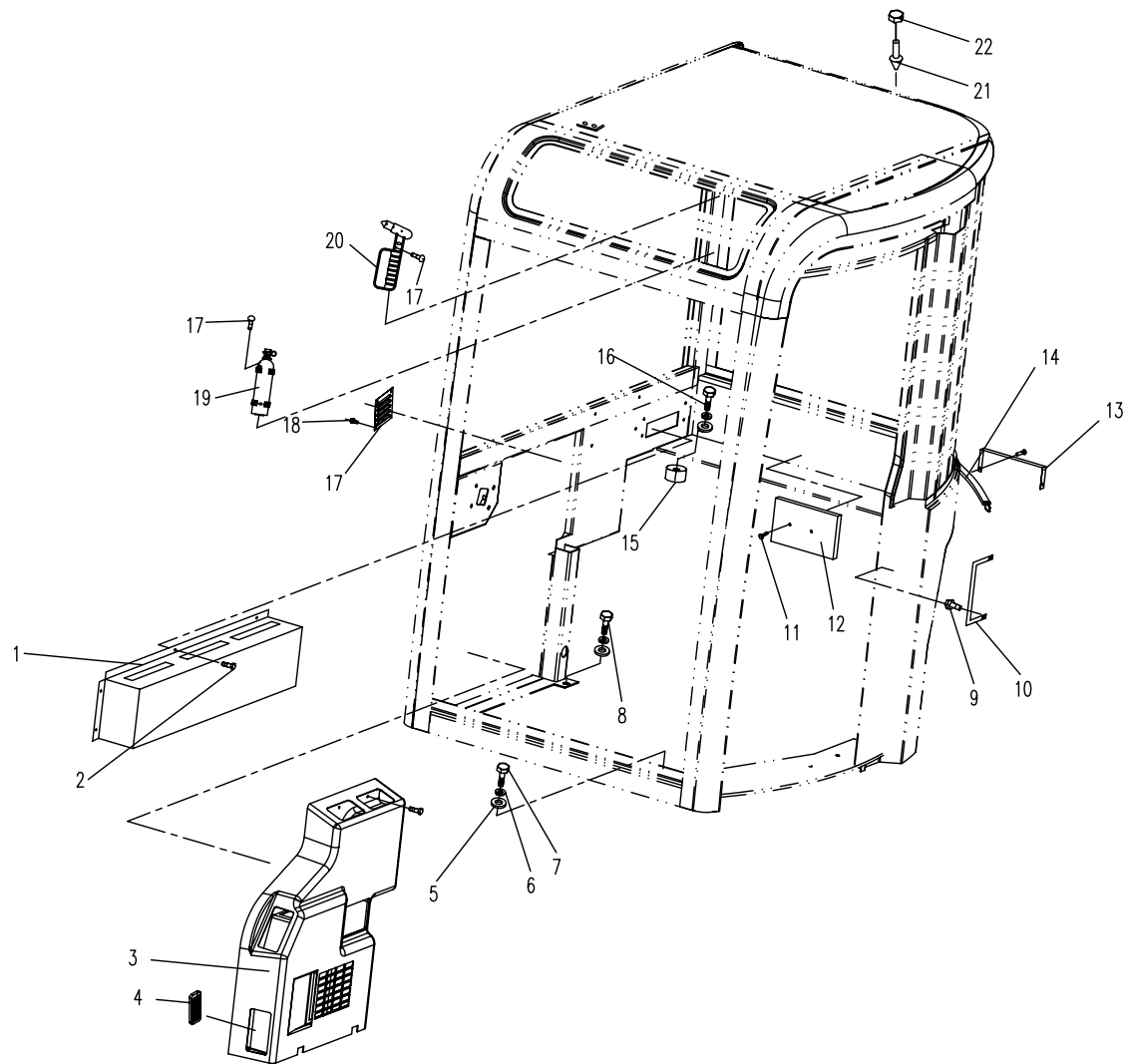
07.3.1 驾驶室组件3(适用835机型) CAB SUBASSEMBLY 3(APPLY TO 835 TYPE)



07.4.1 驾驶室组件4 (适用835机型) CAB SUBASSEMBLY 4(APPLY TO 835 TYPE)

序号 No.	数量 Quantity	代号 Code	名称 Description		备注 Remark
1	1	835-0714000	安装电器盒	Electric box	
2	8	GB/T5789	螺栓M6X16	Bolt M6X16	
3	1	835-0700024A	空调箱风道	A/C box path	
4	2	835-0700027	单联出风口	Output wind port	
5	6	GB/T97.1	垫圈14	Washer 14	
6	6	GB/T 93	垫圈14	Washer 14	
7	2	GB/T 5783A	螺栓M14X55	Bolt M14X55	
8	2	GB/T 5783A	螺栓M14X20	Bolt M14X20	
9	2	GB/T 5789	螺栓M8X20	Bolt M18X20	
10	1	835-0700019	内扶手	Handrail	
11	2	GB/T68	螺钉M6X16	Bolt M6X16	
12	1	835-0700027	继电器盒盖	Cover of electric box	
13	1	830D-0700028A	前密封胶条	Front rubber seal strip	
14	1	835-0700004	翻转扶手	Handrail	
15	2	GB/T 5783A	螺栓M14X65	Bolt M14X65	
16	2	835-0700026	减震垫	Shock absorber	
17	1	835-0700025	新风窗口	Output wind port	
18	8	GB/T5283	螺钉M6X16	Bolt M6X16	
19	1	830D-0713000	灭火器	Fire extinguisher	
20	1	801J-0702000	逃生锤	Lifesaving hammer	
21	2	835-0708000	橡胶座	Rubber spacer	
22	2	GB/T 6170	螺母M12	Nut M12	

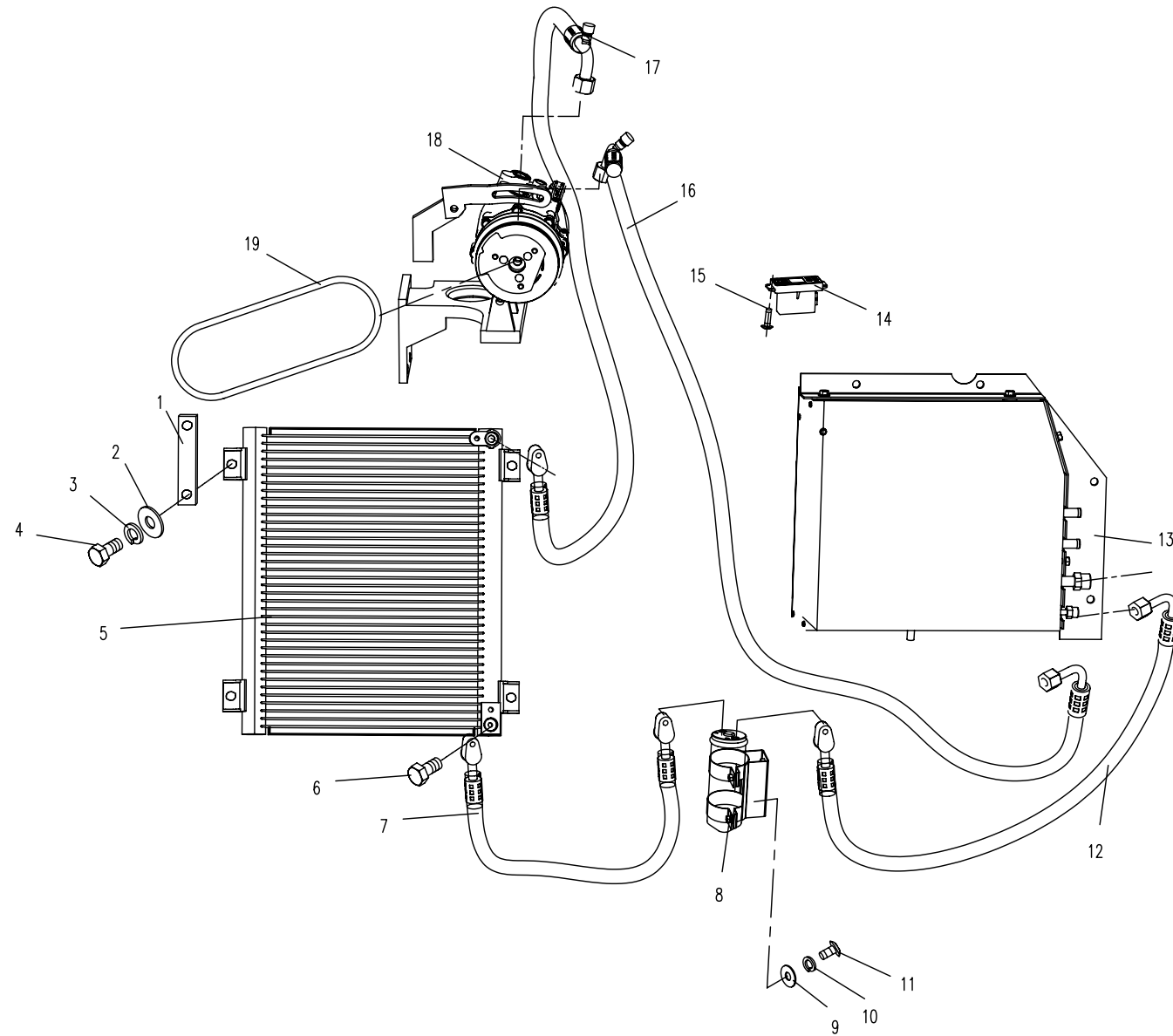
07.4.1 驾驶室组件4(适用835机型) CAB SUBASSEMBLY 4(APPLY TO 835 TYPE)



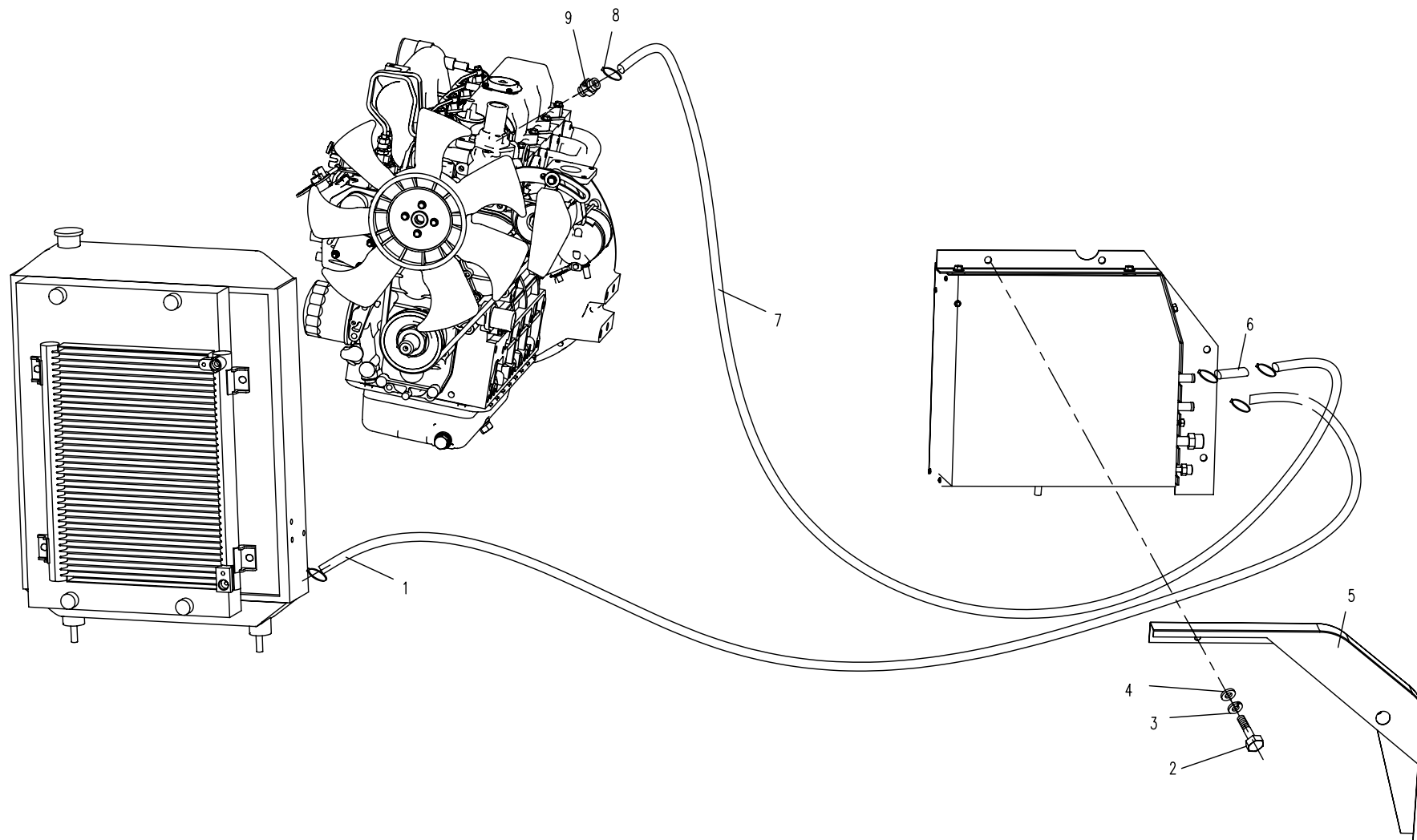
08.1.1 空调系统1 (适用835机型) AIR-CONDITION SYSTEM 1 (APPLY TO 835 TYPE)

序号 No.	数量 Quantity	代号 Code	名称 Description		备注 Remark
1	4	835-0800001	冷凝器支板	Condenser bracket	
2	8	GB/T 93	垫圈8	Washer 8	
3	8	GB/T 97.1	垫圈8	Washer 8	
4	8	GB/5789	螺栓M8X20	Bolt M8X20	
5	1	835-0800100	冷凝器总成	Condenser assembly	
6	4	GB/5789	螺栓M8X40	Bolt M8X40	
7	1	835-0800003	冷凝器出口管总成	Condenser exit pipe	
8	1	835-0800200	干燥瓶总成	Desiccator assembly	
9	2	GB/T 93	垫圈6	Washer 6	
10	2	GB/T 97.1	垫圈6	Washer 6	
11	2	GB/5789	螺栓M6X16	Bolt M6X16	
12	1	835-0800004	干燥瓶出口管总成	Desiccator exit pipe	
13	1	835-0800300	空调箱总成	A/C box assembly	
14	1	830H-0820400	控制器	Controller	
15	2	GB/T 86	螺钉M6X16	Bolt M6X16	
16	1	835-0800005	吸气软管总成	Inspiration pipe assembly	
17	1	835-0800006	排气软管总成	Vent-pipe assembly	
18	1	830H-0820200	压缩机总成	Compressor assembly	
19	1	835-0800007	空调皮带	A/C strap	

08.1.1 空调系统1 (适用835机型) AIR-CONDITION SYSTEM 1 (APPLY TO 835 TYPE)



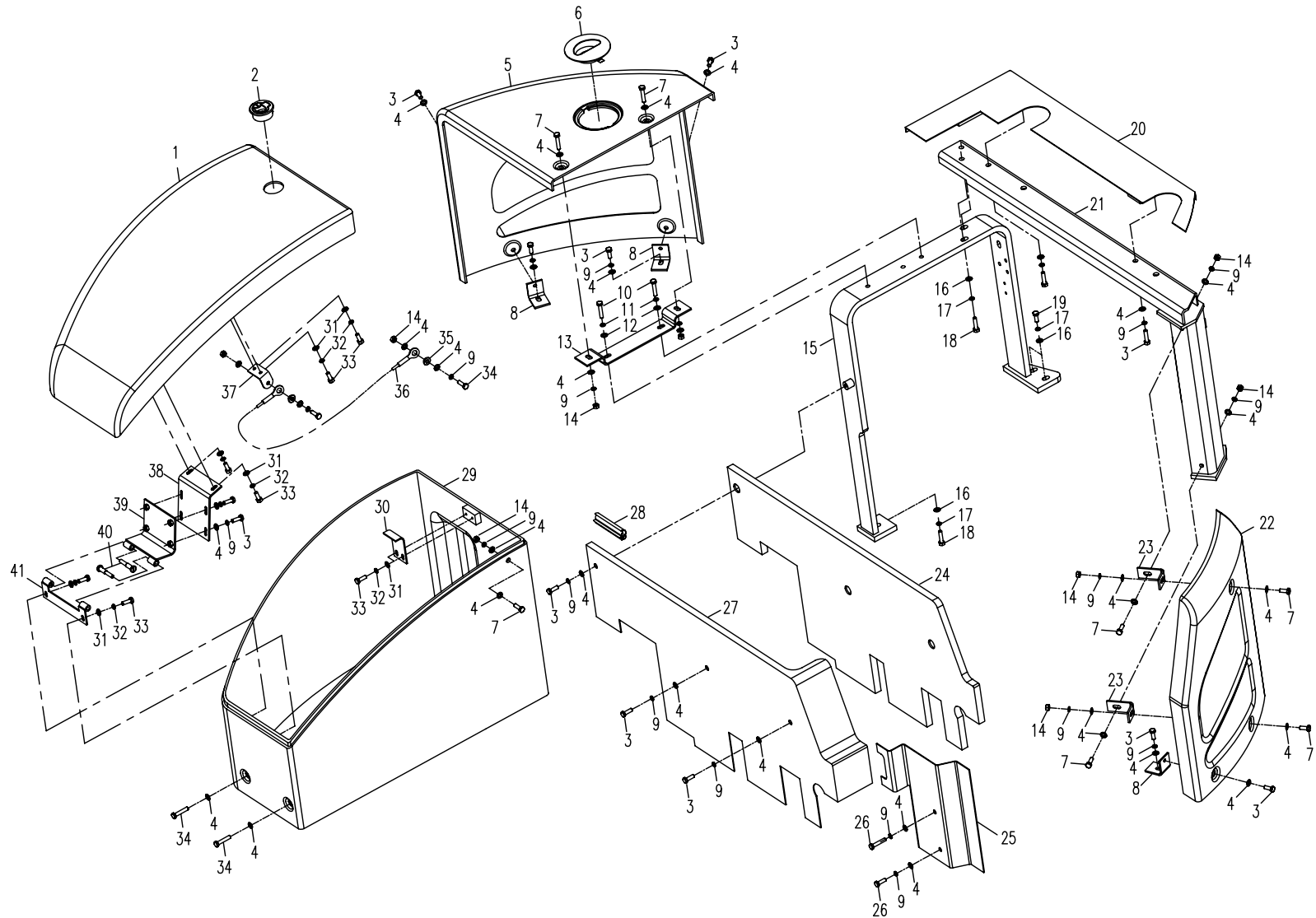
08.2.1 空调系统 2 (适用835机型) AIR-CONDITION SYSTEM 2 (APPLY TO 835 TYPE)



09.1.1 罩框组件 (使用835机型) COVER FRAME MODULE (APPLY TO 835 TYPE)

序号 No.	数量 Quantity	代号 Code	名称 Description	备注 Remark
1	1	835-0901100	罩盖	Cover
2	1	835-0901002	门锁	Door-lock
3	13	GB/T 5783 A	螺栓M8×20	Bolt M8×20
4	34	GB/T 97.1	垫圈 8	Washer 8
5	1	835-0902400	右窗	Window-RH
6	1	835-0904000A	加水口盖	Cover of water
7	5	GB/T 5783 A	螺栓M8×30	Bolt M8×30
8	3	835-0902200	支架	Bracket
9	23	GB/T 93	垫圈 8	Washer 8
10	2	GB/T 5783 A	螺栓M10×20	Bolt M10×20
11	2	GB/T 93	垫圈 10	Washer10
12	2	GB/T 97.1	垫圈 10	Washer10
13	1	835-0902001B	支架	Bracket
14	9	GB/T 6170	螺母M8	Nut M8
15	1	835-0903200B	支座	Bracket seat
16	7	GB/T 97.1	垫圈 12	Washer 12
17	7	GB/T 93	垫圈 12	Washer 12
18	3	GB/T 5783 A	螺栓M12×40	Bolt M12×40
19	4	GB/T 5783 A	螺栓M12×30	Bolt M12×30
20	1	835-0902300A	中盖板组件	Mid-cover
21	1	835-0903100B	框架	Frame
22	1	835-0902100	左窗	Window-LH
23	2	835-0902002A	支架	Bracket
24	1	835-0905001	隔热海棉	Adiabatic sponge
25	1	835-0906000	隔板	Clapboard
26	2	GB/T 5783 A	螺栓M8×35	Bolt M8×35

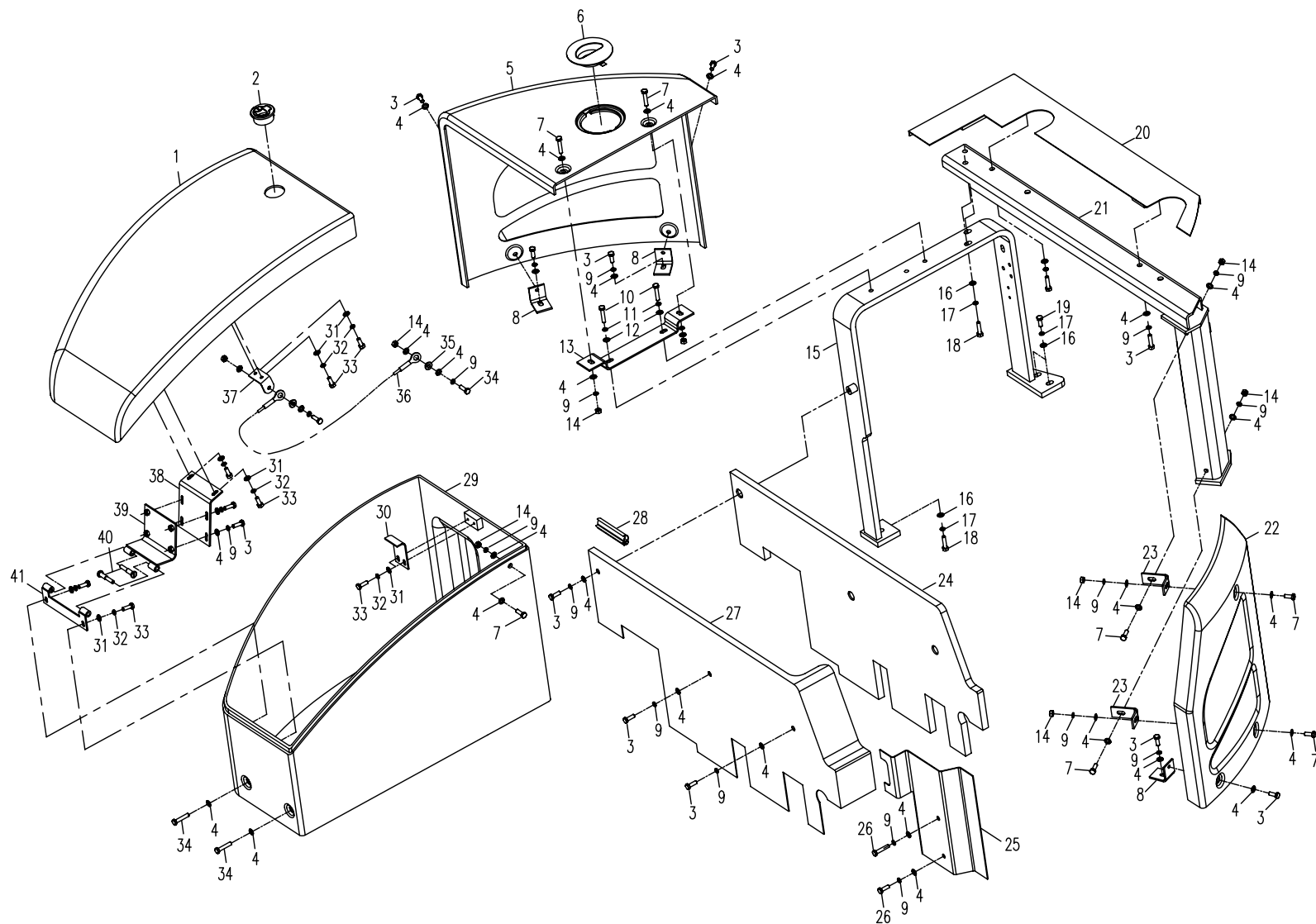
09.1.1 單框组件(使用835机型) COVER FRAME MODULE (APPLY TO 835 TYPE)



09.1.1 罩框组件 (使用835机型) COVER FRAME MODULE (APPLY TO 835 TYPE)

序号 No.	数量 Quantity	代号 Code	名称 Description	备注 Remark
27	1	835-0905010	隔板	Clapboard
28	1070mm	860-0700038	前密封胶条	Rubber seal strip
29	1	835-0901200	罩体	Cover-body
30	1	835-0901001A	锁扣	Lock-buckle
31	8	GB/T 97.1	垫圈 6	Washer 6
32	8	GB/T 93	垫圈 6	Washer 6
33	8	GB/T 5783 A	螺栓M6×14	Bolt M6×14
34	5	GB/T 5783 A	螺栓M8×25	Bolt M8×25
35	2	970-0500009	销套	Pin-sheath
36	1	835-0901004	拉索	Cable
37	1	835-0901003	支座	Bracket seat
38	1	835-0901005	弯板	Bend-board
39	1	835-0901300A	铰链	gemel
40	1	835-0901006	螺栓销	Bolt-pin
41	1	835-0901400A	铰链座	Gemel seat

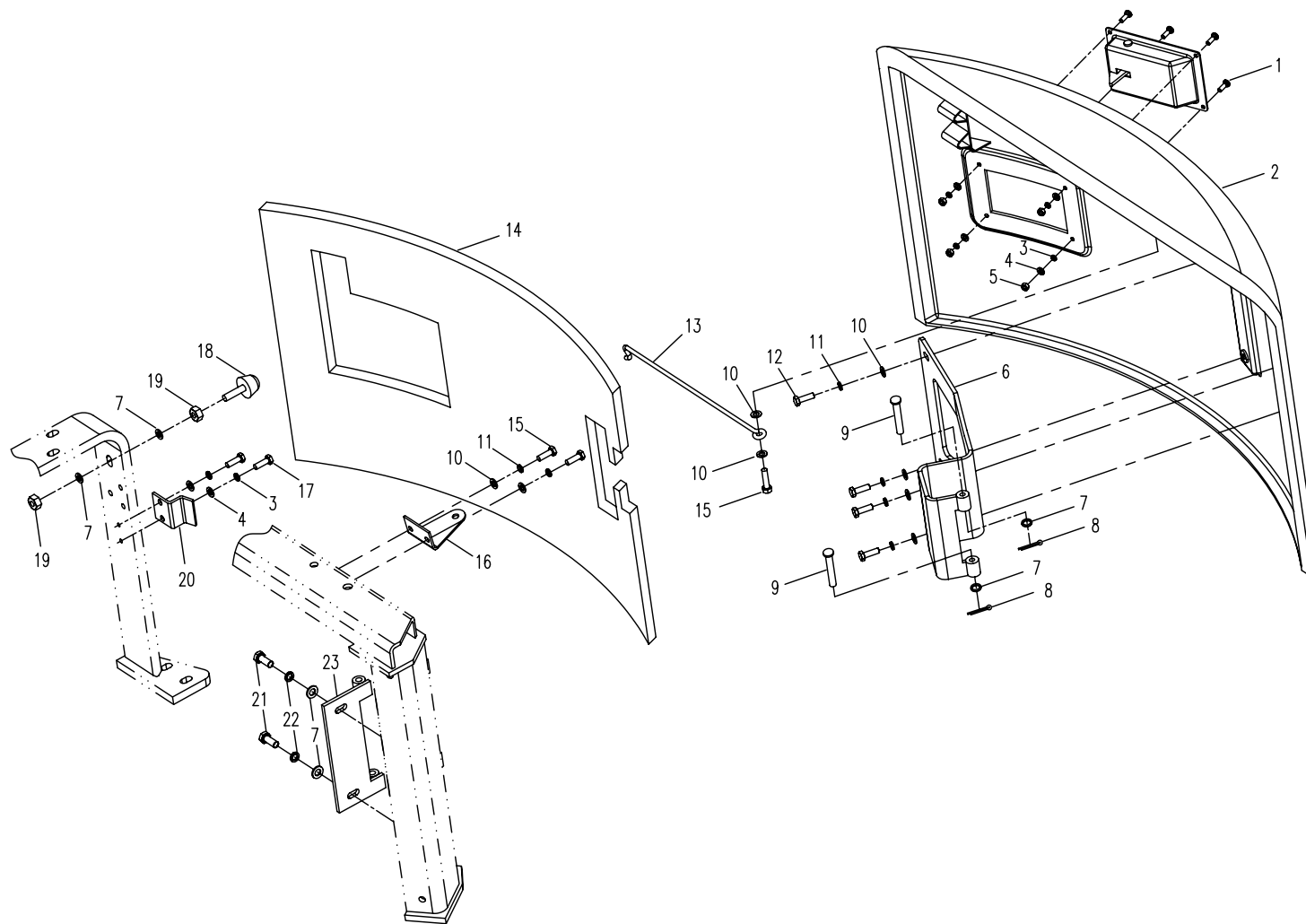
09.1.1 單框组件(使用835机型) COVER FRAME MODULE (APPLY TO 835 TYPE)



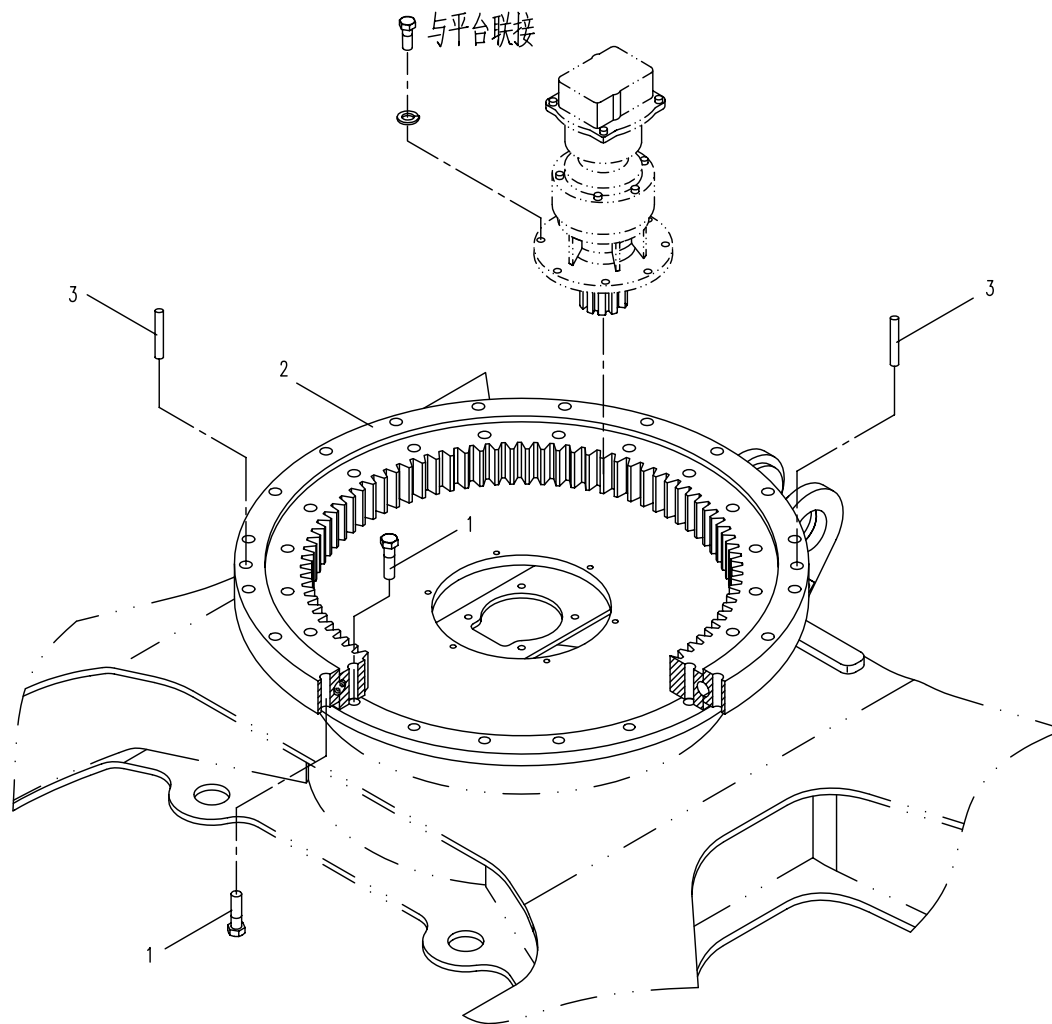
10.1.1 发动机罩（使用835机型）ENGINE HOOD (APPLY TO 835 TYPE)

序号 No.	数量 Quantity	代号 Code	名称 Description		备注 Remark
1	4	GB/T12	螺栓M6×25	Bolt M6×25	
2	1	835-1010000A	机罩	Engine-cover	
3	6	GB/T 93	垫圈 6	Washer 6	
4	6	GB/T 97.1	垫圈 6	Washer 6	
5	4	GB/T 6170	螺母M6	Nut M6	
6	1	835-1020000A	铰链	Gemel	
7	6	GB/T 97.1	垫圈 10	Washer 10	
8	2	GB/T 91	销2.5×16	forelock 2.5×16	
9	2	835-1000001A	销轴	Pin	
10	6	GB/T 97.1	垫圈 8	Washer 8	
11	6	GB/T 93	垫圈 8	Washer 8	
12	4	GB/T 5783 A	螺栓M8×20	Bolt M8×20	
13	1	835-1000004	支撑	support	
14	1	835-1000003A	降噪板	Anechoic sponge	
15	3	GB/T 5783 A	螺栓M8×25	Bolt M8×25	
16	1	835-1000005	支座	Bracket seat	
17	2	GB/T 5783 A	螺栓M6×20	Bolt M6×20	
18	1	801-0704000	橡胶座	rubber-seat	
19	2	GB/T 6170	螺母M10	Nut M10	
20	1	835-1000002B	锁扣	Lock-button	
21	2	GB/T 5783 A	螺栓M10×30	Bolt M10×30	
22	2	GB/T 93	垫圈 10	Washer 10	
23	1	835-1030000A	铰链座	Gemel-seat	

10.1.1 发动机罩(使用835机型) ENGINE HOOD (APPLY TO 835 TYPE)



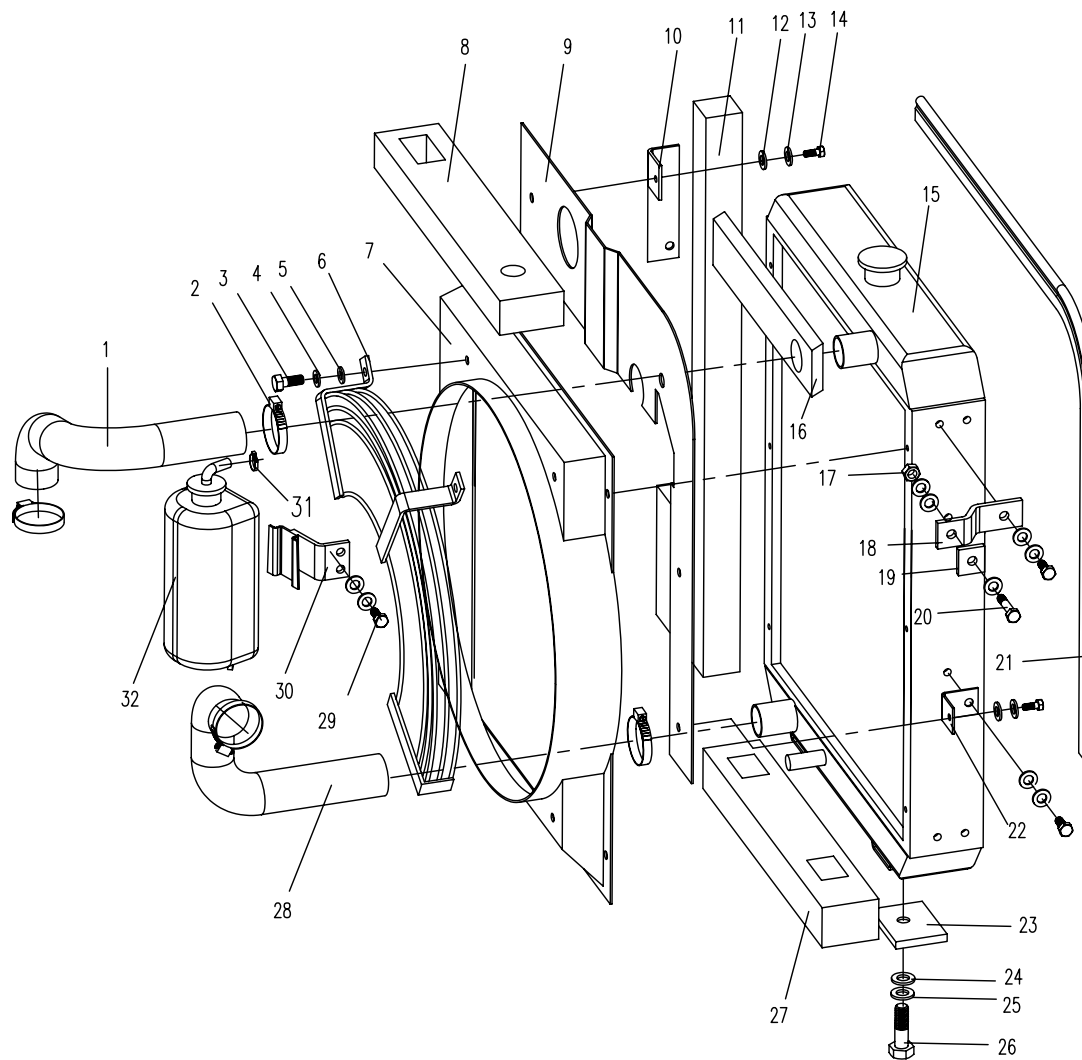
11.1.1 回转支承 (通用835机型) SLEWING SUPPORT (APPLY TO 835 TYPE)



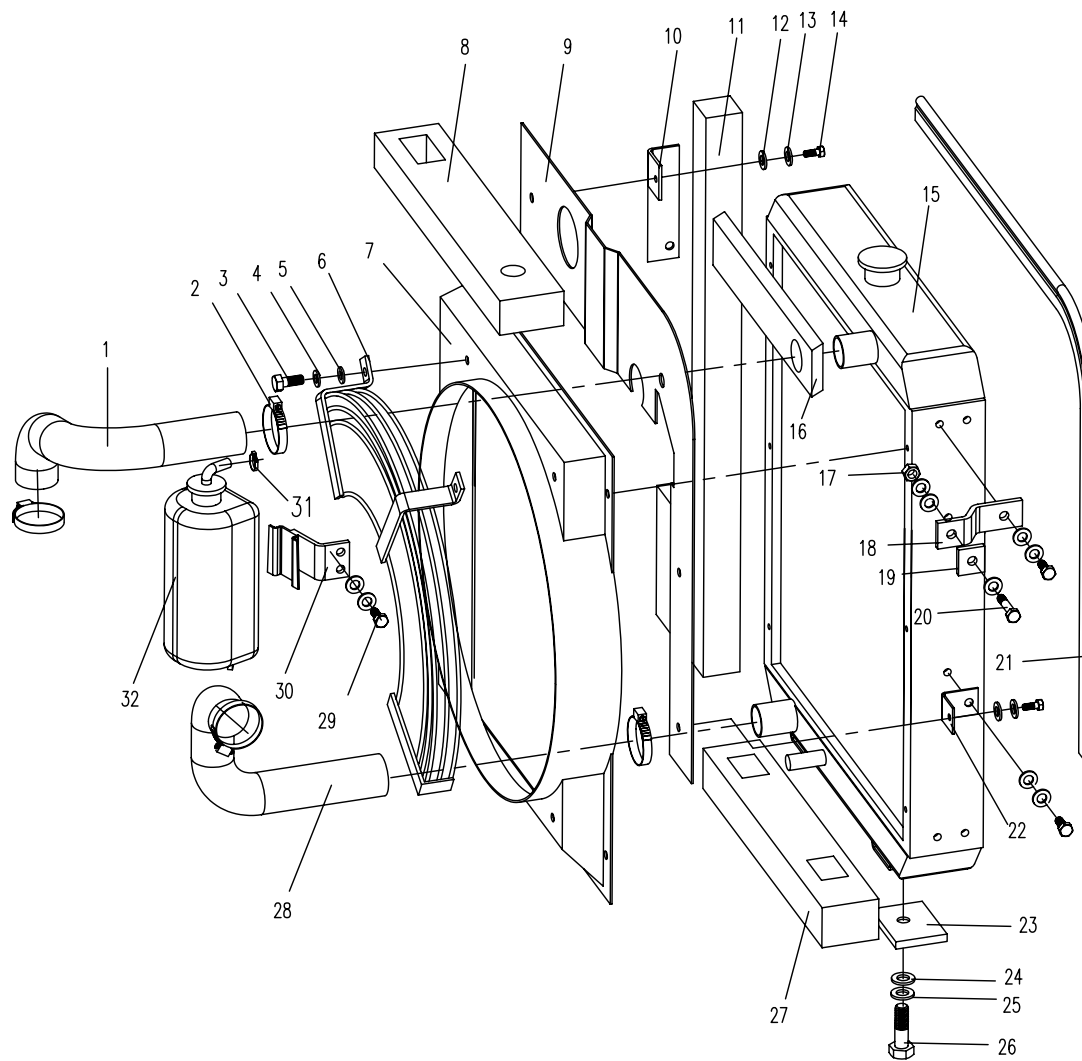
12.1.1 冷却系统 (适用835机型) COOLING SYSTEM (APPLY TO 835 TYPE)

序号 No.	数量 Quantity	代号 Code	名称 Description		备注 Remark
1	1	835-1201001	上水管	Upper water pipe	
2	4	JB/T8870	喉箍32~44	Hoop 32~44	
3	4	GB/T 5783A	螺栓M8X16	Bolt M8X16	
4	10	GB/T 93	垫圈8	Washer 8	
5	9	GB/T 97.1	垫圈8	Washer 8	
6	1	835-1201200	护网	Fender	
7	1	835-1201300	导风罩	Fan guide	
8	1	835-1201007	上隔热垫	Upper heat-insulation spacer	
9	1	835-1201700	上隔风板	Upper wind separate plate	
10	1	835-1201004	左固定板	Left support plate	
11	1	835-1201006	左隔热垫	Left heat-insulation spacer	
12	9	GB/T 93	垫圈6	Washer 6	
13	9	GB/T 97.1	垫圈6	Washer 6	
14	9	GB/T 5783A	螺栓M6X16	Bolt M6X16	
15	1	835-1201100	水散热器	Radiator	
16	1	835-1201008	中隔热垫	Middle heat-insulation spacer	
17	1	GB/T 6170	螺母M8	Nut M8	
18	1	835-1201005	水箱上固定板	Radiator upper support	
19	1	801-1201001	减震垫	Rubber spacer	
20	1	GB/T 5783A	螺栓M8X40	Bolt M8X40	
21	1	860-1000016	密封条	Seal	
22	1	835-1201003	右固定板	Right heat-insulation spacer	
23	2	835-1201011	橡胶垫	Rubber spacer	
24	2	GB/T 97.1	垫圈12	Washer 12	
25	2	GB/T 93	垫圈12	Washer 12	
26	2	GB/T 5783A	螺栓M12X40	Bolt M12X40	
27	1	835-1201009	下隔风垫	Lower heat-insulation spacer	
28	1	835-1201002	下水管	Lower water pipe	

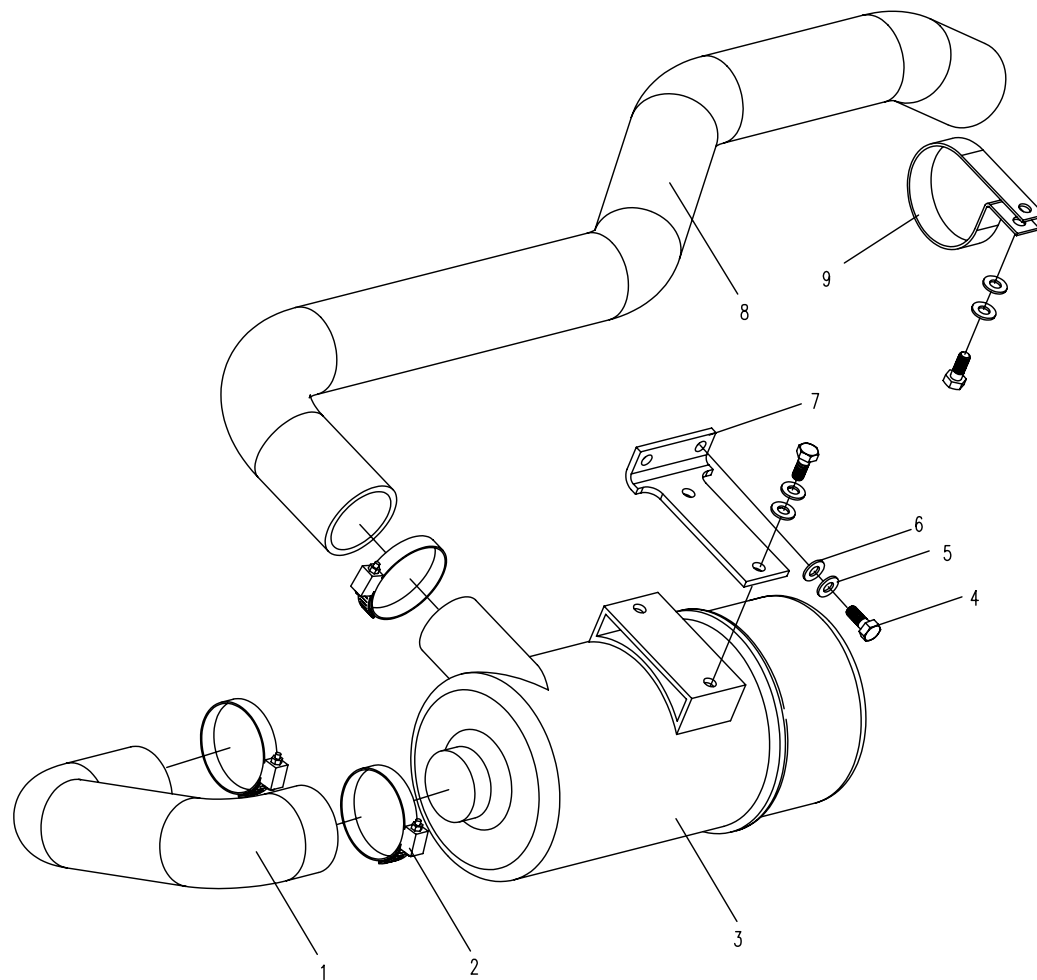
12.1.1 冷却系统 (适用835机型) COOLING SYSTEM (APPLY TO 835 TYPE)



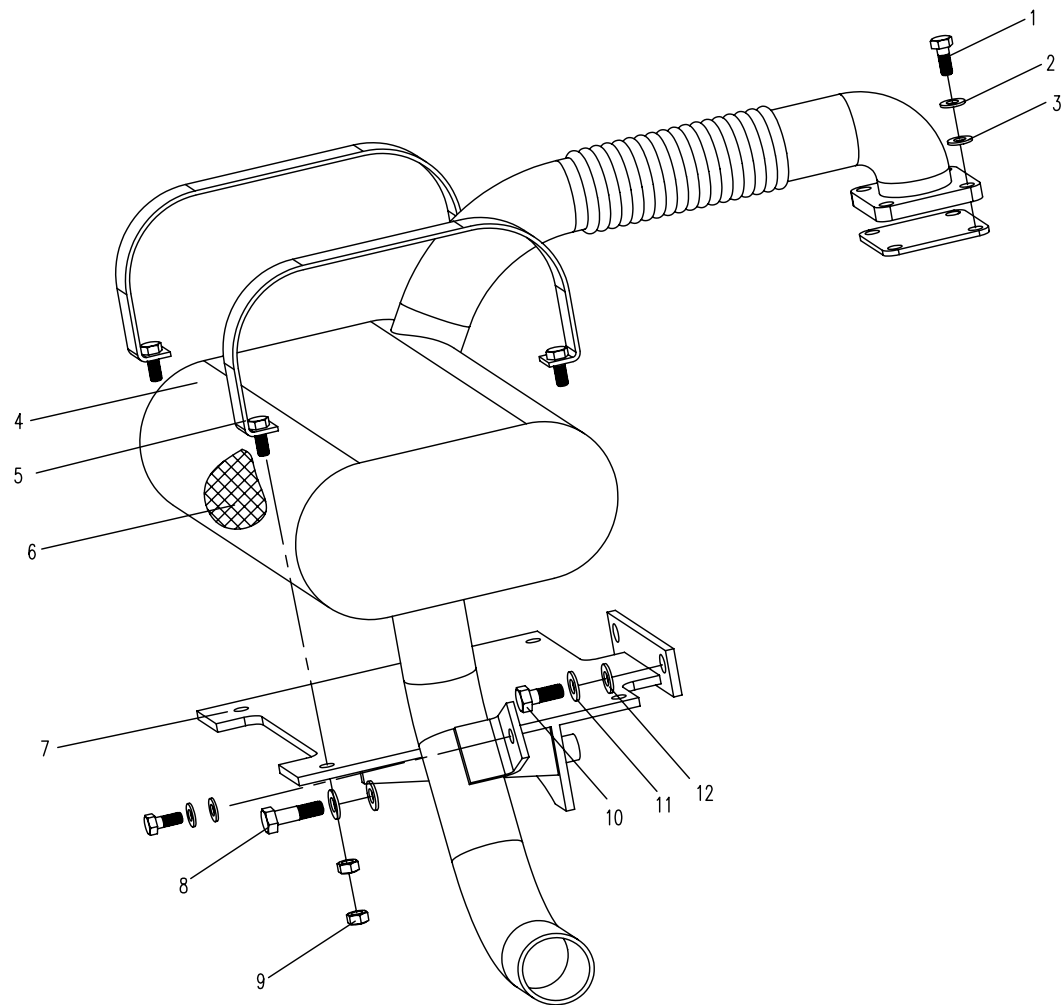
12.1.1 冷却系统 (适用835机型) COOLING SYSTEM (APPLY TO 835 TYPE)



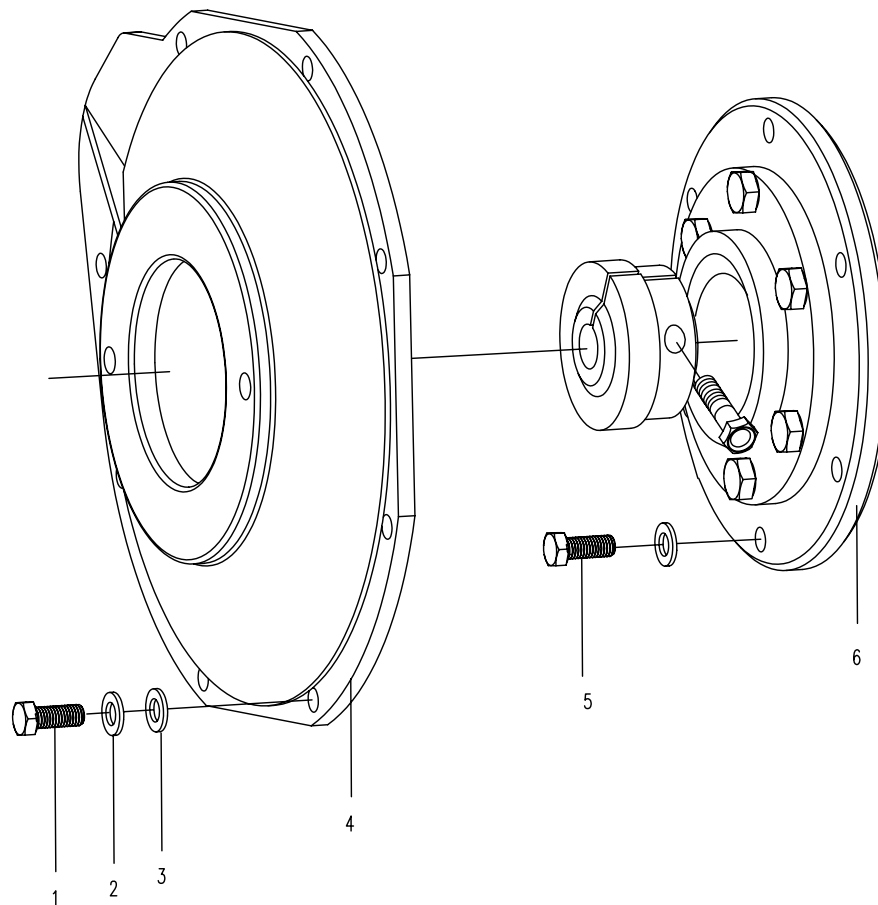
12.2.1 进气系统 (适用835机型) AIR INLET SYSTEM (APPLY TO 835 TYPE)



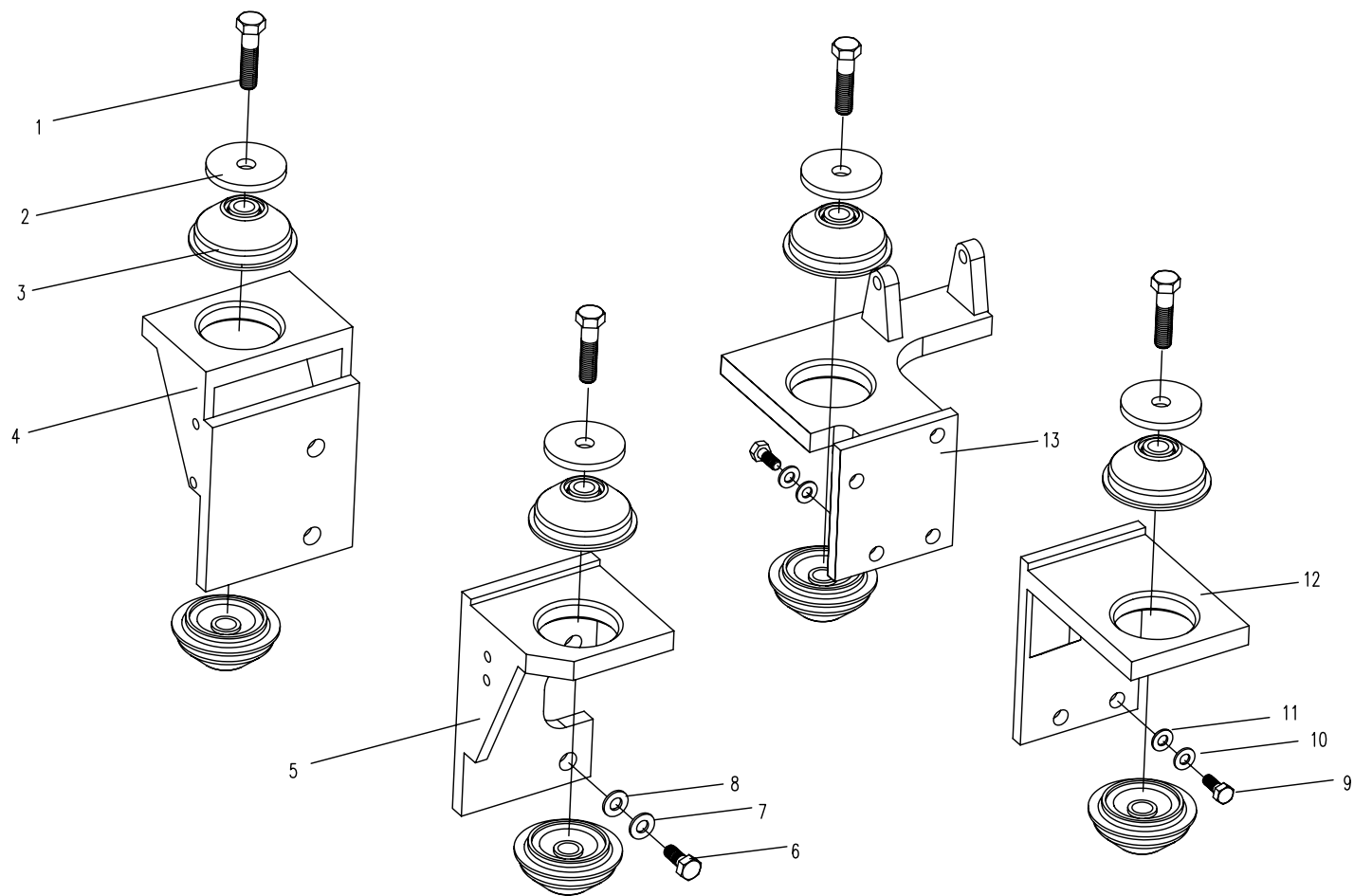
12.3.1 排气系统 (适用835机型) EXHAUST SYSTEM (APPLY TO 835 TYPE)



12.4.1 动力输出系统(适835机型) POWER OUTPUT SYSTEM (APPLY TO 835 TYPE)



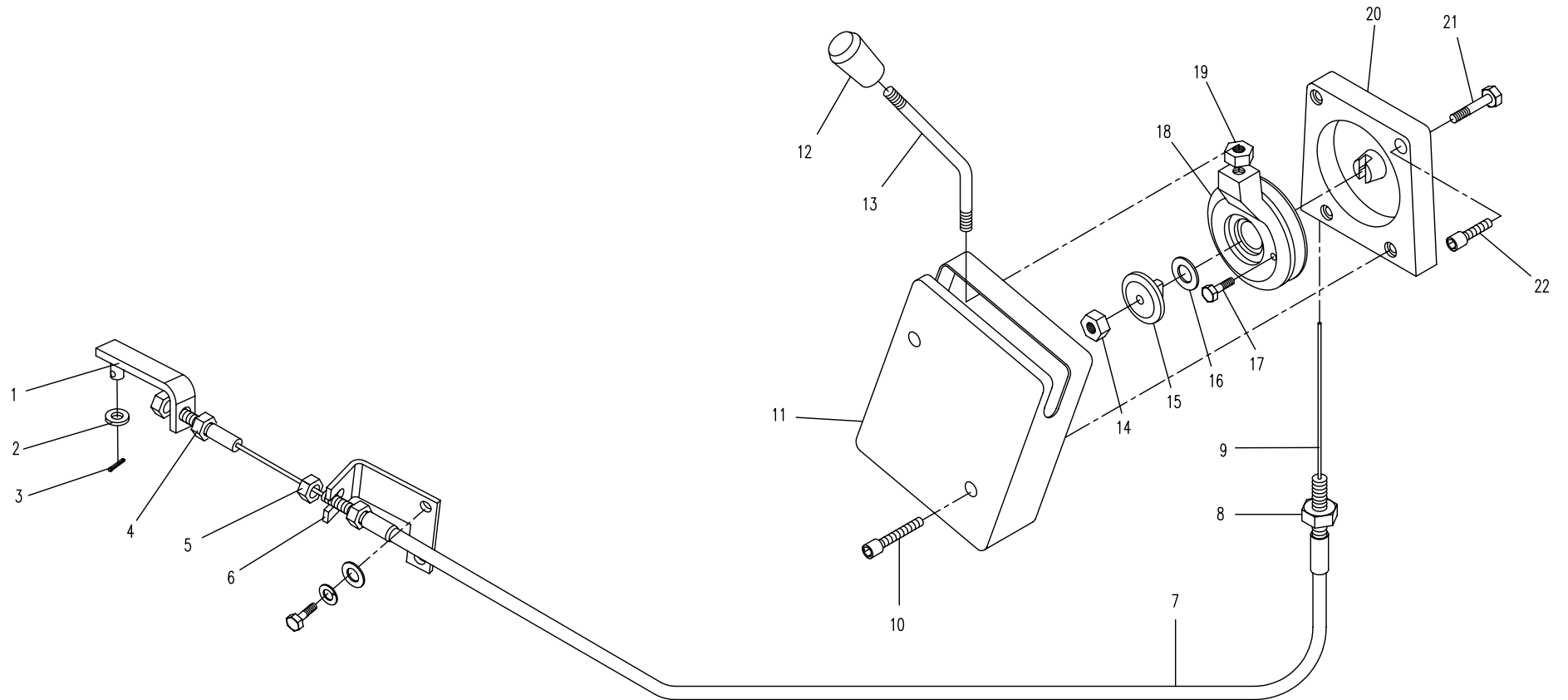
12.5.1 支承 (适用835机型) SUPPORT (APPLY TO 835 TYPE)



12.6.1 油门操纵系统(适用835机型)THROTTLE CONTROL SYSTEM(APPLY TO 835 TYPE)

序号 No.	数量 Quantity	代号 Code	名称 Description		备注 Remark
1	1	835-1212200	油门板	Lever	
2	1	GB/T 97.1	垫圈6	Washer 6	
3	1	GB/T 91	开口销2X16	Cotter pin2×16	
4	3	GB/T 6170	螺母M6	Nut M6	
5	2	GB/T 6170	螺母 M8	Washer 8	
6	1	835-1212001	油门支架	Support	
7	1	835-1212100	软管组件	Flexible assembly	
8	1	GB/T 6173	螺母 M10×1	Nut M10×1	
9	2	GB/T 70	螺钉M6X45	Bolt M6×45	
10	1	830D-1206210	油门盒子总成	Gun box assembly	
11	1	801-1206200	手柄头	Handle head	
12	1	830-1206101	停车手柄	Parking handle	
13	1	GB/T 889.1	螺母M6	Nut M6	
14	1	801-1206005	压板	Press plate	
15	1	GB/T 955	垫圈12	Washer 12	
16	1	GB/T 5783A	螺栓M5X16	Bolt M5×16	
17	1	830-1206203	导轮	Idler pulley	
18	1	GB/T 6170	螺母M8	Nut M8	
19	1	830-1206202	连接板	Connecting plate	
20	1	GB/T 5783	螺栓M6X25	Bolt M6X25	
21	2	GB/T 70	螺钉M6X30	Bolt M6X30	

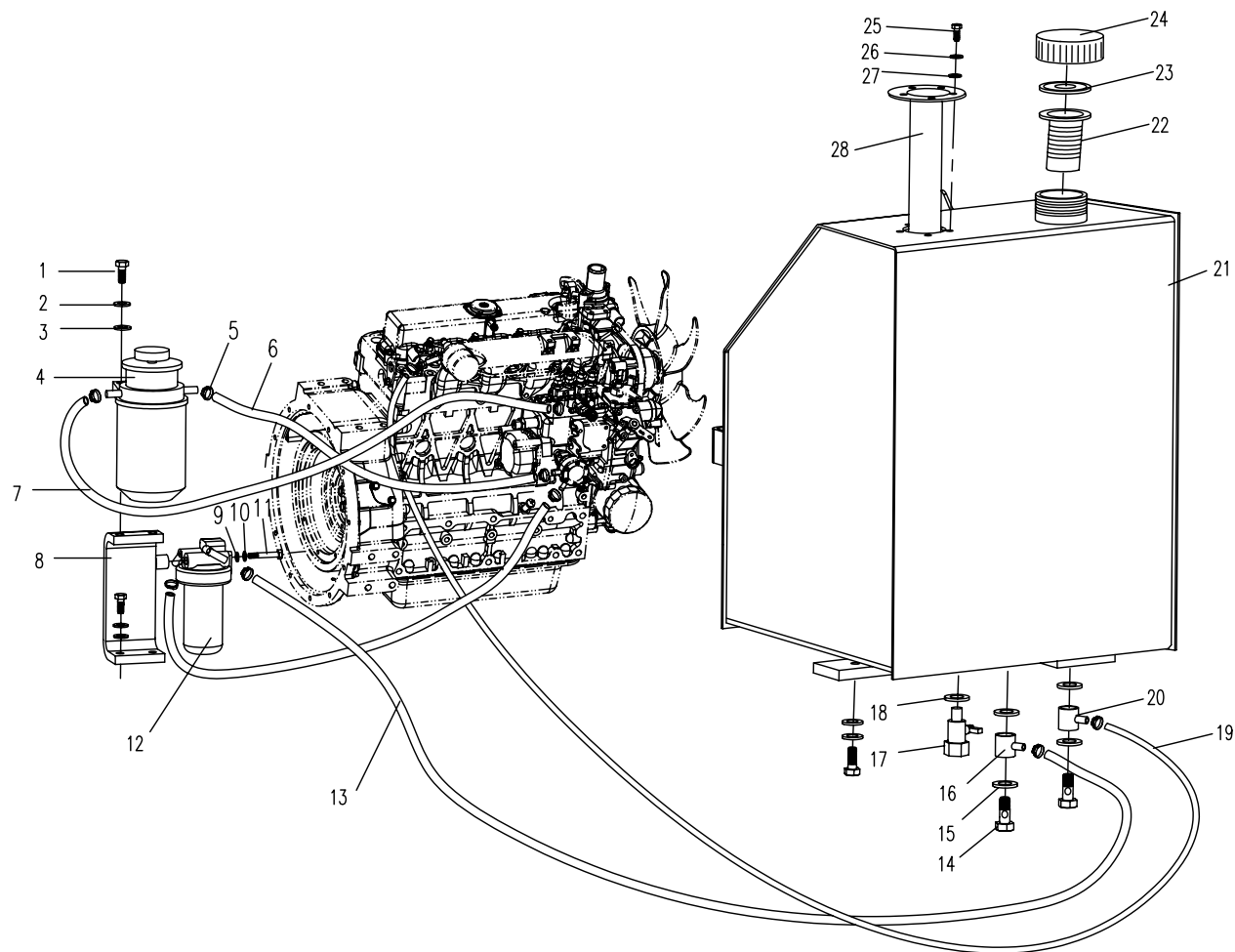
12.6.1 油门操纵系统 (适用835机型) THROTTLE CONTROL SYSTEM (APPLY TO 835 TYPE)



12.7.1 燃油系统(适用835机型) FUEL SYSTEM (APPLY TO 835 TYPE)

序号 No.	数量 Quantity	代号 Code	名称 Description		备注 Remark
1	7	GB/T 5783A	螺栓M10X25	Bolt M10X25	
2	7	GB/T 93	垫圈10	Washer 10	
3	7	GB/T 97.1	垫圈10	Washer 10	
4	1		柴油滤	Assy.fuel filter	1C011-43013
5	8	JB/T8870	喉箍13~19	Hoop 13~19	
6	1	810H-1202005	供油管	Oile-out pipe	
7	2	810H-1202004	供油管	Oile-out pipe III	
8	1	835-1211200	油滤支架	Fuel filter bracket	
9	1	GB/T 5783A	螺栓M8X65	Bolt M8X65	
10	1	GB/T 93	垫圈8	Washer 8	
11	1	GB/T 97.1	垫圈8	Washer 8	
12	1		沉淀杯	Assy sedimenter	15831-43353
13	1	830H-1200003	回油管	Oile-return pipe	
14	2	820-8500001	铰接螺栓	Bolt	
15	4	820-8500002	密封垫	Gasket	
16	1	830D-0501008	出油接管	Fuel outlet pipe	
17	1	860-1205600	放油阀	Drain valve	
18	1	860-1205005	胶垫圈	Seal	
19	1	835-1211001	回油管	Oile-return pipe	
20	1	830D-0501009	泄油接管	Fuel pipe	
21	1	835-1211100	油箱主体	Fuel tank body	
22	1	801-1205400	滤网	Filter net	
23	1	801-1205300	燃油箱补气阀	Air vent	
24	1	801-1205002	注油口盖	Cover	
25	5	GB/T 5783A	螺栓M5X12	Bolt M5X12	
26	5	GB/T 93	垫圈5	Washer 5	
27	5	GB/T 97.1	垫圈5	Washer 5	
28	1	T0411-05202	油位传感器	Fuel sensor	

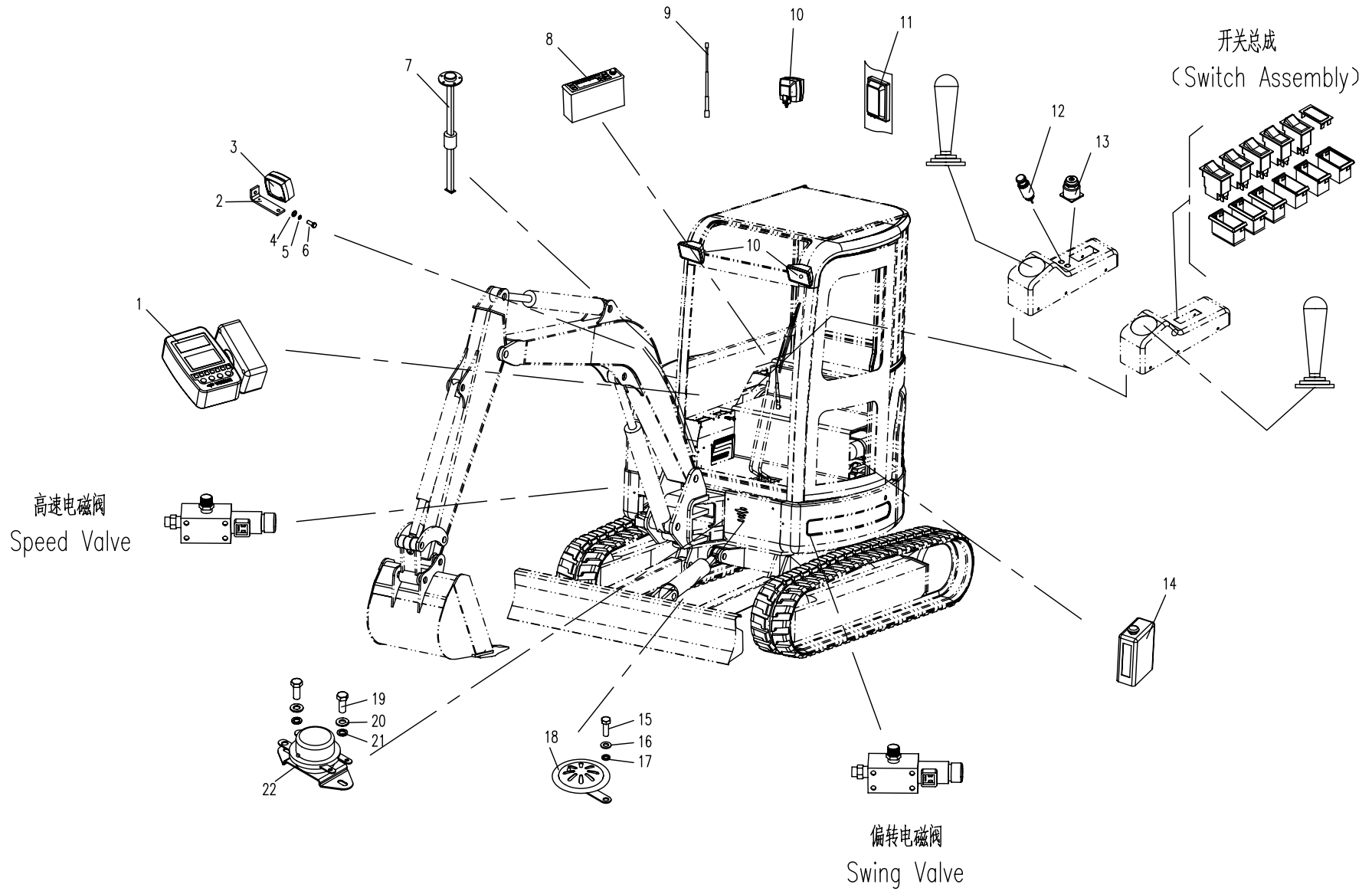
12.7.1 燃油系统 (适用835机型) FUEL SYSTEM (APPLY TO 835 TYPE)



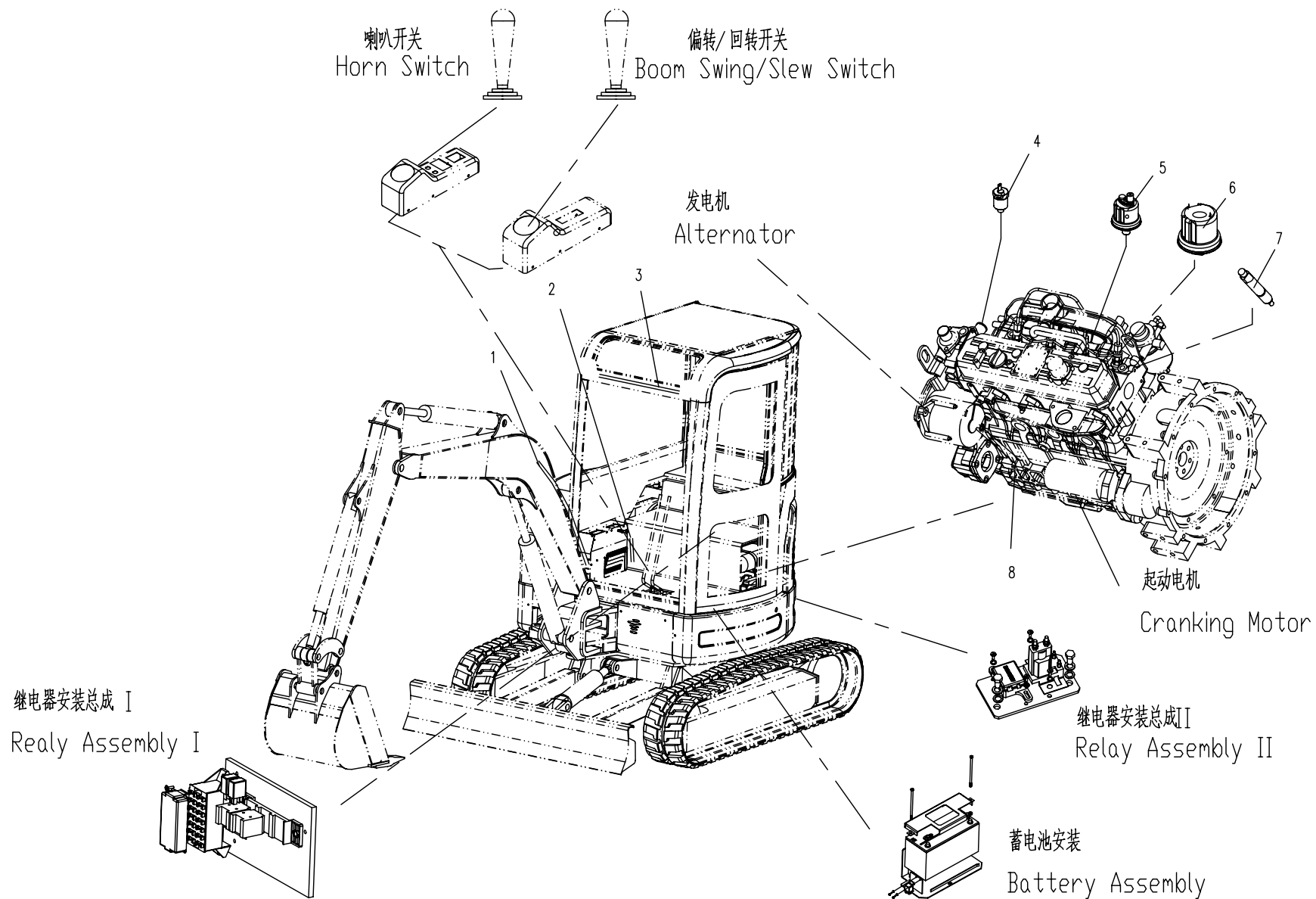
13.1.1 电气系统 电气总装 I(适用835机型) ELECTRICAL SYSTEM ELECTRICAL ASSEMBLY I(APPLY TO 835TYPE)

序号 No.	数量 Quantity	代号 Code	名称 Description		备注 Remark
1	1	T0412-01132	组合仪表	Monitor	WZB202
2	1	860-1300001	工作灯支架	Lamp bracket	
3	1	T0405-02211	工作灯	Work Lamp	12V
4	1	GB/T93	弹簧垫圈12	Washer 12	
5	1	GB/T97.1	垫圈12	Washer 12	
6	1	GB/T5783	螺栓M12X25	Bolt M12X25	
7	1	T0411-05202	燃油油位传感器	Fuel level sensor	(L=480mm)
8	1	T0409-01111	收音机	Radio	12V
9	1	T0409-02101	收音机天线	Antenna	(L=1800mm)
10	3	T0405-02111	工作灯	Work Lamp	12V
11	1	T0405-03111	顶灯	Cab Lamp	12V
12	1	T0408-01111	点烟器	Cigarette lighter	12V
13	1	T0401-04102	起动开关	Key switch	JK406C-1
14	1	T0406-01111	洗涤器	Washer	12V
15	1	GB/T 5783A	螺栓M8X25	Bolt M8X25	8.8-Zn.D
16	1	GB/T 93	弹簧垫圈8	Washer 8	Zn.D
17	1	GB/T 97.1	垫圈8	Washer 8	Zn.D
18	1	T0416-02102	电喇叭	Horn	DL129 12V
19	2	GB/T 5783A	螺栓M10X25	Bolt M10X25	8.8-Zn.D
20	2	GB/T 93	弹簧垫圈10	Washer 10	Zn.D
21	2	GB/T 97.1	垫圈10	Washer 10	Zn.D
22	1	T0401-01111	电磁式电源总开关	Main switch	DK138 12V

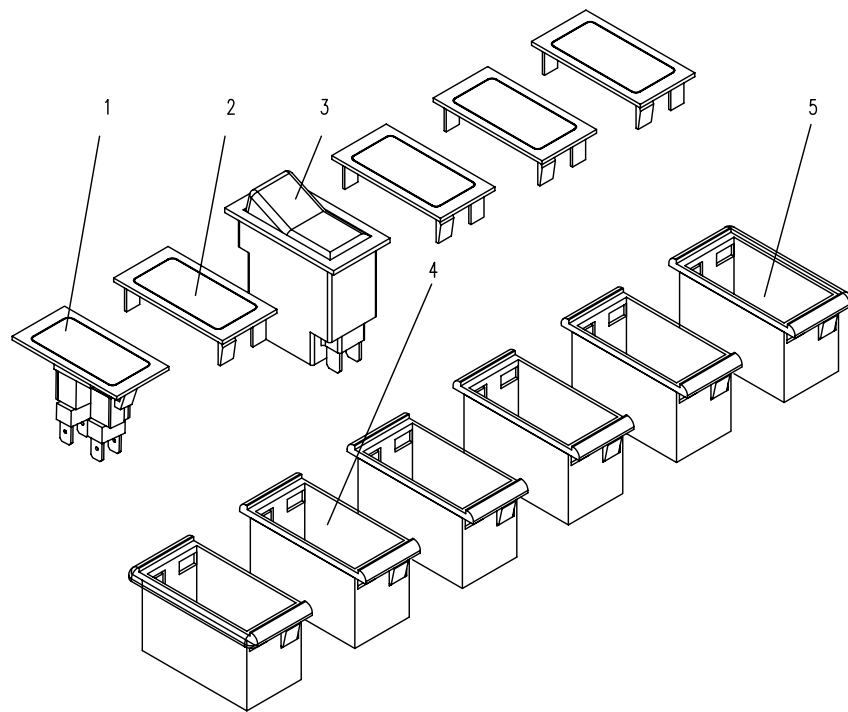
13.1.1 电气系统 电气总装 I(适用835机型)ELECTRICAL SYSTEM ELECTRICAL ASSEMBLY I(APPLY TO 835 TYPE)



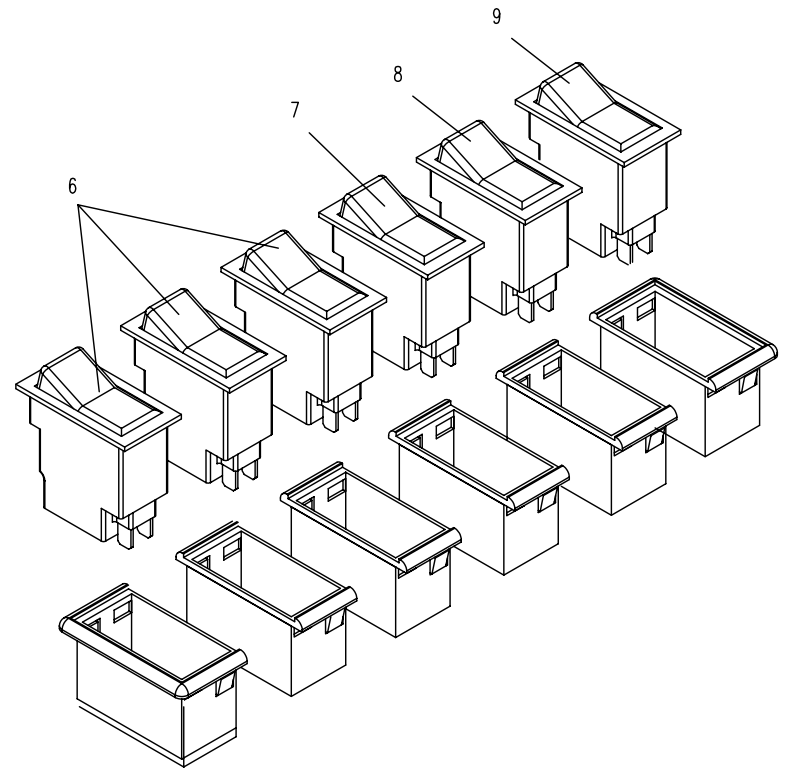
13.2.1 电气系统 电气总装 II(适用835机型) ELECTRICAL SYSTEM ELECTRICAL ASSEMBLY III(APPLY TO 835 TYPE)



13.3.1 电气系统 开关总成 (适用835机型) ELECTRICAL SYSTEM SWITCH ASSEMBLY II (APPLY TO 835 TYPE)

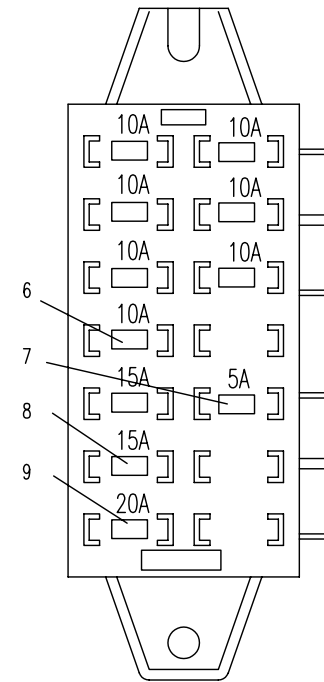
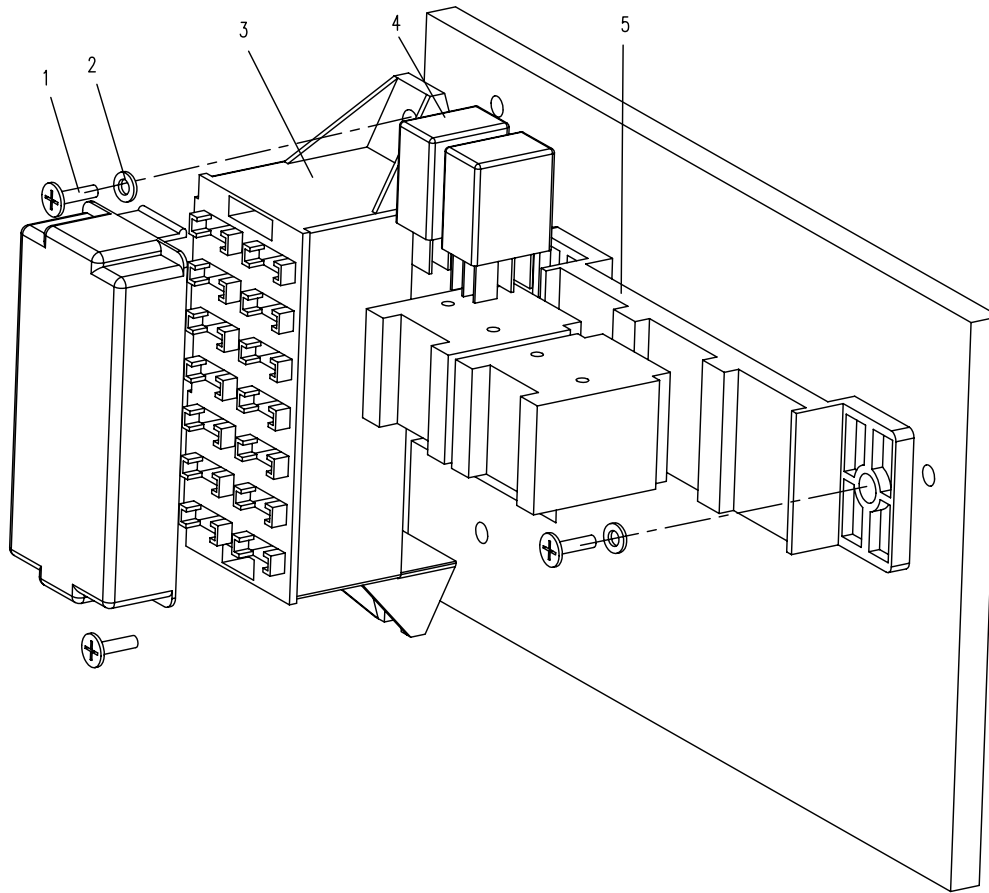


右操纵箱开关总成
Right Switch Assembly



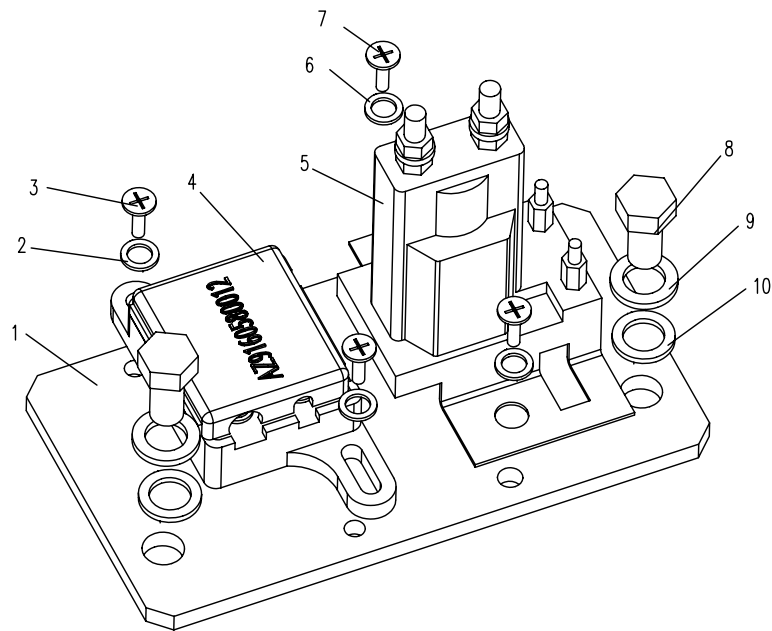
左操纵箱开关总成
Left Switch Assembly

13.4.1 电气系统 继电器安装总成 (适用835机型) ELECTRICAL SYSTEM RELAY ASSEMBLY I (APPLY TO 835 TYPE)



熔断器盒正面 (已打开盒盖)
Fuse Box Top View (Cover opened)

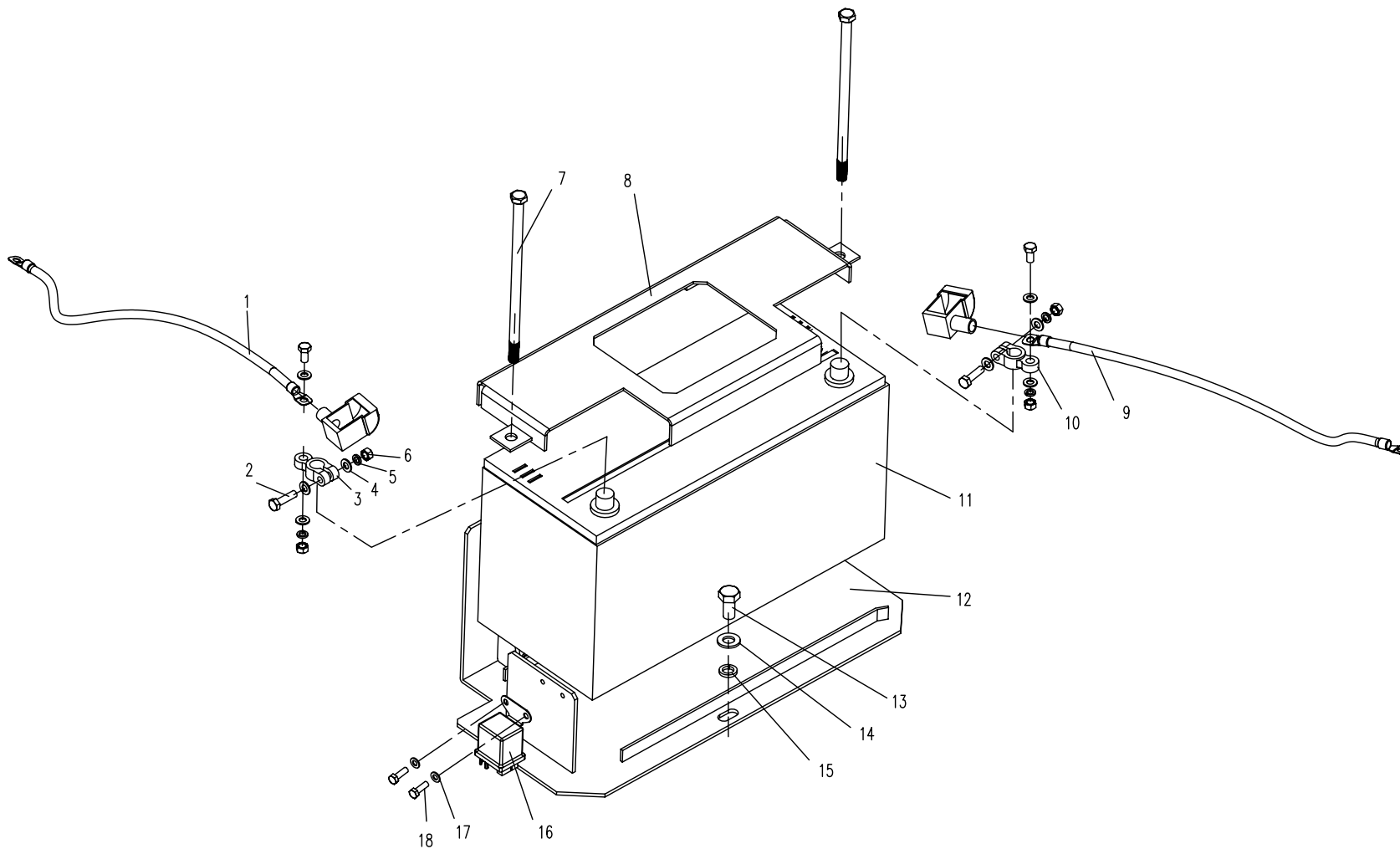
13.5.1 电气系统 继电器安装总成II (适用835机型) ELECTRICAL SYSTEM RELAY ASSEMBLY II (APPLY TO 835 TYPE)



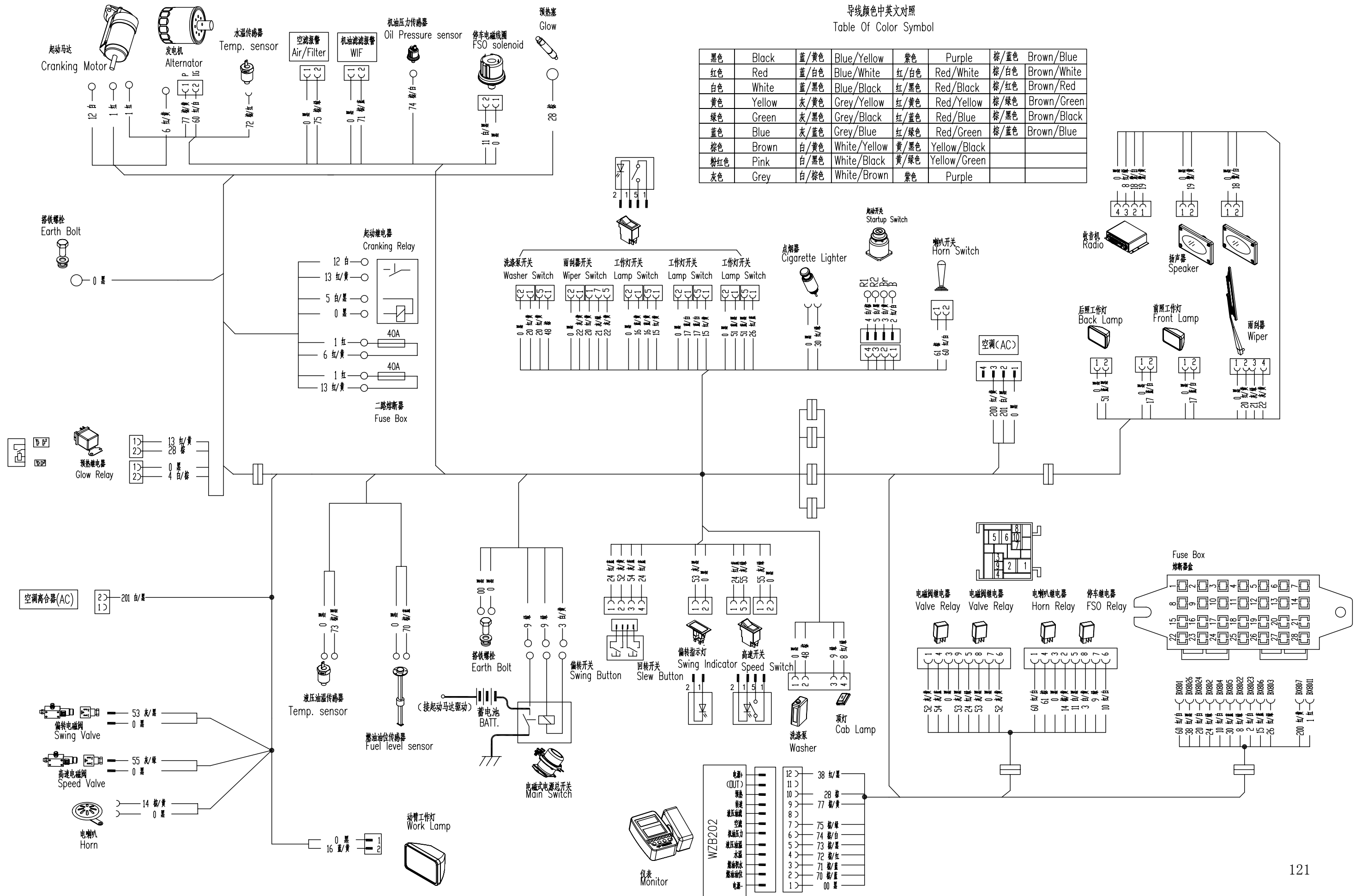
13.6.1 电气系统 电池安装组(适用835机型) ELECTRICAL SYSTEM BATTERY ASSEMBLY(APLLY TO 835 TYPE)

序号 No.	数量 Quantity	代号 Code	名称 Description		备注 Remark
1	1	818B-1300300	蓄电池正极线	Positive electrical wire	
2	4	GB/T5783	螺栓M8X30	Bolt M8X30	
3	4	T0416-01101	蓄电池正极接头	Connection nip for battery	
4	4	GB/T93	弹簧垫圈8	Washer 8	
5	4	GB/T97.1	垫圈8	Washer 8	
6	4	GB/T6170	螺母M8	Nut M8	
7	2	830D-1320002	固定杆	Fixing pole	
8	1	835-1302100A	蓄电池盖板	Fixing cover	
9	1	T0416-01102	蓄电池负极接头	Connection nip for battery	
10	1	830D-1300100	蓄电池负极线	Negative electrical wire	
11	1	T0413-01115	蓄电池	Battery	100AH
12	1	835-1302200A	蓄电池安装板	Battery fixing board	
13	3	GB/T5783	螺栓M10X25	Bolt M10X25	
14	3	GB/T93	弹簧垫圈10	Washer 10	
15	3	GB/T97.1	垫圈10	Washer 10	
16	1	T0404-03111	预热继电器	Glow Relay	JD191A-12V
17	2	GB/T818	螺栓M5X12	Bolt M5X12	
18	2	GB/T97.1	垫圈5	Washer 5	

13.6.1 电气系统 电池安装组(适用835机型)ELECTRICAL SYSTEM BATTERY ASSEMBLY(APLLY TO 835 TYPE)



13.7.1 电气系统 接线系 (适用835机型) ELECTRICAL SYSTEM WIRING DIAGRAM(APLLY TO 835 TYPE)



导线颜色中英文对照
Table Of Color Symbol

黑色	Black	蓝/黄色	Blue/Yellow	紫色	Purple	棕/蓝色	Brown/Blue
红色	Red	蓝/白色	Blue/White	红/白色	Red/White	棕/白色	Brown/White
白色	White	蓝/黑色	Blue/Black	红/黑色	Red/Black	棕/红色	Brown/Red
黄色	Yellow	灰/黄色	Grey/Yellow	红/黄色	Red/Yellow	棕/绿色	Brown/Green
绿色	Green	灰/黑色	Grey/Black	红/蓝色	Red/Blue	棕/黑色	Brown/Black
蓝色	Blue	灰/蓝色	Grey/Blue	黄/绿色	Yellow/Green	棕/蓝色	Brown/Blue
棕色	Brown	白/黄色	White/Yellow				
粉红色	Pink	白/黑色	White/Black				
灰色	Grey	白/棕色	White/Brown	紫色	Purple		